

Year 10 and Year 11  
How can I learn from home?



If for any reason you are not in school you will need to access your learning remotely, at home.



'remote learning' = learning from a distance

# Remote Learning

If you don't have access to an electronic device...

You will use the booklet of paper based checklists you have been given to guide your learning.

Checklist Year 9 Half Term 1 English The Curious Incident of the Dog in the Night Time (Reading)


Topic	Revision guide/ workbook pages	Digital resources	PLC statements	RAG
<b>Curious Incident</b>				
Openings: Prediction and Inference Skills	CGP 87-95	<ul style="list-style-type: none"><li>➤ <a href="#">BBC Bitesize -Critical reading Skills</a></li><li>➤ <a href="#">Spark Notes- Opening</a></li><li>➤ <a href="#">Spark Notes- Point of View</a></li></ul>	<ul style="list-style-type: none"><li>➤ I can explain how the first chapter is structured to interest us as readers.</li><li>➤ I can use inference skills to predict what the opening makes us predict about the rest of the novel and the narrative voice.</li></ul>	
Characterisation: Christopher's emotions	CGP PP 87-95	<ul style="list-style-type: none"><li>➤ <a href="#">BBC Bitesize- Characterisation and Narrative Voice</a></li><li>➤ <a href="#">Spark Notes- Christopher</a></li></ul>	<ul style="list-style-type: none"><li>➤ I can explain how language and imagery are used to present the power of Christopher's emotions.</li><li>➤ I can analyse how language choices create an intriguing character</li></ul>	
Characterisation: family	CGP	<ul style="list-style-type: none"><li>➤ <a href="#">Spark Notes-</a></li></ul>	<ul style="list-style-type: none"><li>➤ I can explain how language and imagery are used to present the relationship between</li></ul>	

You should have workbooks for most if not all subjects. The pages on the checklists tell you which work to do in these books.

# Remote Learning

Checklist Year 9 Half Term 1 English The Curious Incident of the Dog in the Night Time (Reading)

Topic	Revision guide/ workbook pages	Digital resources	PLC statements	RAG
<b>Curious Incident</b>				
Openings: Prediction and Inference Skills	CGP 87-95	<ul style="list-style-type: none"> <li>➤ <a href="#">BBC Bitesize -Critical reading Skills</a></li> <li>➤ <a href="#">Spark Notes- Opening</a></li> <li>➤ <a href="#">Spark Notes- Point of View</a></li> </ul>	<ul style="list-style-type: none"> <li>➤ I can explain how the first chapter is structured to interest us as readers.</li> <li>➤ I can use inference skills to predict what the opening makes us predict about the rest of the novel and the narrative voice.</li> </ul>	
Characterisation: Christopher's emotions	CGP PP 87-95	<ul style="list-style-type: none"> <li>➤ <a href="#">BBC Bitesize- Characterisation and Narrative Voice</a></li> <li>➤ <a href="#">Spark Notes- Christopher</a></li> </ul>	<ul style="list-style-type: none"> <li>➤ I can explain how language and imagery are used to present the power of Christopher's emotions.</li> <li>➤ I can analyse how language choices create an intriguing character</li> </ul>	
Characterisation: family	CGP	<ul style="list-style-type: none"> <li>➤ <a href="#">Spark Notes-</a></li> </ul>	<ul style="list-style-type: none"> <li>➤ I can explain how language and imagery are used to present the relationship betw</li> </ul>	



You can RAG yourself as you go...

- RED R
- AMBER A
- GREEN G

# Remote Learning

If you do have access  
to an electronic  
device...



# Remote Learning

Find the school website – type in 'wrhs1118'

The screenshot shows a Google search for 'wrhs1118'. The search bar contains the text 'wrhs1118'. Below the search bar, there are navigation tabs for 'All', 'Videos', 'Shopping', 'News', 'Images', and 'More'. The search results show 'About 2,840 results (0.42 seconds)'. A privacy reminder from Google is displayed. The main search result is for 'wrhs1118.co.uk', which is 'Whalley Range 11-18 High School'. The result includes a Twitter link (@wrhs1118) and a list of links: Resources, Calendar, Frog Learn, Who to Contact, Return to School in September, and About Us. To the right, there is a Google Maps snippet for 'Whalley Range 11-18 High School' with a 'See photos' button and a 'See outside' button. Below the map, there is a detailed information card for 'Whalley Range 11-18 High School' with buttons for 'Website', 'Directions', and 'Save'. The card includes the school's address (Wilbraham Road, Manchester M16 8GW), hours (Open, closes 6PM), phone number (0161 861 9727), founding year (1891), and school type (Academy). There is also a section for 'Reviews from the web' showing a 4.8/5 rating from Facebook. At the bottom, there are social media profile icons for Twitter, Facebook, Instagram, and YouTube. The Windows taskbar is visible at the bottom of the screen.



# Remote Learning

Choose FROG



Whalley Range 11-18 High School

Twitter Facebook YouTube Instagram Alumni Calendar Vacancies Contact

RESOURCES FROG Select Language

About Us Performance Sixth Form Curriculum Careers Wellbeing Parents Student Life Governance

SCHOOL RETURN COVID19 UPDATES TRANSITION (YR6) FREE SCHOOL MEALS

Ofsted Good Provider

EDUCATION LEADERSHIP MEMBER

SIXTH FORM

School News Trust News

**LOOK AFTER EACH OTHER**  
welcomebackmanchester.com

**RETURN TO SCHOOL IN SEPTEMBER**  
(08/09/2020)

We hope you've had a safe, enjoyable and restful break over the summer holiday. School will re-open for students on a staggered timetable beginning week commencing 7th September 2020.

**ACCESSING FOOD IN SCHOOL** (07/09/2020)

**WRHS**  
Inspire • Believe • Achieve

Welcome to  
**Whalley Range 11-18 High School**

Our school is a warm and caring community for all students. We celebrate diversity and believe strongly in providing an environment where all young people thrive. We work together with families, our local community, business partners and local universities to enhance our students' education. Our core

Links / Resources

- ParentPay & The Shop**  
Online payments for school lunches, trips and one off items from The Shop
- Report Online Abuse**  
Report online abuse to the CEOP (Child Exploitation and Online Protection command)

Type here to search

16:32 09/09/2020

# Remote Learning

You can get to all the apps you might need, like this from FROG...

The screenshot shows a school intranet student dashboard. At the top, it says "INTRANET (STUDENT)" and "Welcome to the student dashboard". Below this is a navigation menu with items like "Bulletin", "Sites", "Forms & Surveys", "Tests", "Resources", "Drives", and "School Life". The main content area is divided into several sections: "Welcome Mrs J BARNES" with links for reporting bullying and social media incidents; a "Timetable" section showing a weekly schedule for Wednesday 9th September 2020; "Student Notices" with a "New Notice" button and several notices including "GUIDANCE INTERVIEWS YEAR 11", "Food Menu (WB 7th September 2020)", "Return to School", and "Bedrock Learning"; "Latest News" with articles about "BTEC Extended Certificate in Health and Social Care" and "BTEC Level Diploma in Health and Social Care"; and a sidebar with app tiles for "Culture Club Gazette (Volume 4)", "Virtual LRC", and "Office 365". A blue arrow points from the text box above to the Office 365 tile.



# Remote Learning

Choose the app you want to work in...

The screenshot shows the Microsoft Office app launcher interface. At the top left, it says "Good afternoon". On the right, there is a button labeled "Install Office" with a dropdown arrow. Below the greeting, there is a row of icons for various applications: a plus sign for "Start new", Outlook, OneDrive, Word, Excel, PowerPoint, OneNote, SharePoint, Teams, Sway, and Forms. Below this row, there is a right-pointing arrow icon labeled "All apps".

# Remote Learning

Or choose Resources from the home page

Whalley Range 11-18 High School

Twitter Facebook YouTube Instagram Alumni Calendar Vacancies Contact

RESOURCES FROG Select Language

About Us Performance Sixth Form Curriculum Careers Wellbeing Parents Student Life Governance

SCHOOL RETURN COVID19 UPDATES TRANSITION (YR6) FREE SCHOOL MEALS

Ofsted Good Provider

EDUCATION LEADERSHIP TRUST MEMBER

SIXTH FORM

School News Trust News

**LOOK AFTER EACH OTHER**  
welcomebackmanchester.com

**RETURN TO SCHOOL IN SEPTEMBER**  
(08/09/2020)

We hope you've had a safe, enjoyable and restful break over the summer holiday. School will re-open for students on a staggered timetable beginning week commencing 7th September 2020.

**ACCESSING FOOD IN SCHOOL** (07/09/2020)

**WRHS**  
WHALLEY RANGE 11-18 HIGH SCHOOL  
INSPIRE • BELIEVE • ACHIEVE

Welcome to  
**Whalley Range 11-18 High School**

Our school is a warm and caring community for all students. We celebrate diversity and believe strongly in providing an environment where all young people thrive. We work together with families, our local community, business partners and local universities to enhance our students' education. Our core

Links / Resources

**ParentPay & The Shop**  
Online payments for school lunches, trips and one off items from The Shop

**Report Online Abuse**  
Report online abuse to the CEOP (Child Exploitation and Online Protection command)

Type here to search

16:32 09/09/2020

# Remote Learning


If you choose Resources, you will see the apps like this...


The screenshot shows the website for Whalley Range 11-18 High School. At the top, there is a navigation bar with links for 'About Us', 'Performance', 'Sixth Form', 'Curriculum', 'Careers', 'Wellbeing', 'Parents', 'Student Life', and 'Governance'. On the right, there are links for 'Alumni', 'Calendar', 'Vacancies', 'Contact', 'RESOURCES', and 'FROG'. Below the navigation bar, there are two main sections: 'Staff' and 'Students'. Each section contains a grid of app tiles. The 'Staff' section includes tiles for Office 365, Intranet (Frog), ParentPay, Remote Access, Parents Evening System (Teacher), ClassCharts, Doddle, CPOMS, GCSEPod, Start, EAL (Learning English), Educake, Library System, STAR Reading and Maths, eStream, Kerboodle, Kahoot, Hegarty Maths, PiXL, Seneca, and another Kerboodle tile. The 'Students' section includes tiles for Office 365, Intranet (Frog), Student App, GCSEPod, Doddle, Start, and Times Tables Rock Stars. A blue arrow points from the 'Resources' link in the top navigation bar to the 'Resources' section of the page.

- o Login to Office 365 to access **Email** with your school email address (e.g. jbloggs@wrhs1118.co.uk) and password
- o Login to **Frog** with your school username and password (same as used for the computers)
- o For more internal resources, such as notices and the bulletin, please login to the Intranet (Frog)

- o For more internal resources, such as notices and student voice activities, please login to the Intranet (Frog)

Lots of your subject work will be set in teams.





Jonathan ATKINSON 4:33 PM  
Scheduled a meeting




Sociology lesson

Wednesday, September 9, 2020 @ 5:00 PM



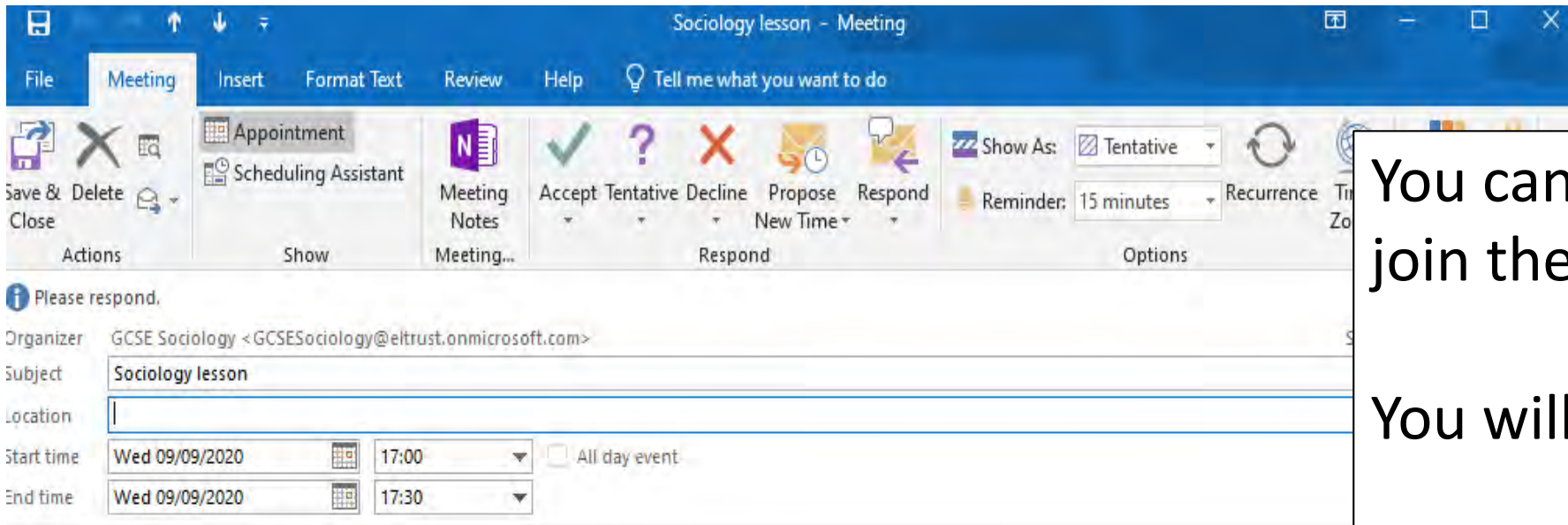
← Reply



Teachers will send you invitations by email to team meetings which will be your lessons.

These will happen each day following a timetable.





You can click on the link to join the meeting/lesson.

You will be able to:

- ✓ hear the teacher teaching
- ✓ see the lesson Powerpoint
- ✓ join activities
- ✓ chat with your teacher
- ✓ chat with the class through class chat

Jonathan ATKINSON 3/27 8:25 AM Edited

### Lockdown sociology quiz

Dear GCSE Sociology,  
Below is an emoji sociology quiz for you to attempt if you have completed your work for this week.  
The student that gets the most answers correct will win a prize.  
Best wishes

See more

- Collapse all

FJ [redacted] 3/27 2:01 PM  
1 nuclear family

3/27 2:02 PM  
3 warm bath theory

3/27 2:04 PM  
11 secularisation

10 divorce

3/27 2:07 PM  
5 bread winner

3/27 2:08 PM  
17 empty shell marriage

25 label

FJ [redacted] 3/27 2:18 PM  
24 toxic masculinity

KB [redacted] 3/27 2:29 PM  
25. Labelling theory



Your teacher can set you challenges and quizzes and you can join the chat to give your response.

Other students will see your initials.

JA

Jonathan ATKINSON 7/13 10:55 AM



Praise



J ATKINSON sent praise to

Fatima SHABAZ, Asbah HAQ, Maha JAFFERY, Mya NORRIS, Mushtaq HASSAN, Iqra AZIZ, Hosna AHMADZAI, Samia AGUILA, Katie HODGSON

Well done for making the effort to come to the live lesson this morning. This will help you to achieve even more moving in to year 11,

Fatima SHABAZ Asbah HAQ Maha JAFFERY Mya NORRIS Mushtaq HASSAN Iqra AZIZ Hosna AHMADZAI Samia AGUILA Katie HODGSON

Your teacher can praise you and say how totally awesome you are!

AQ

~~XXXXXXXXXX~~ 7/9 1:15 PM

hi sir my sociology work isnt loading for some reason. is it possible if you could re send the link again? thank you

JA

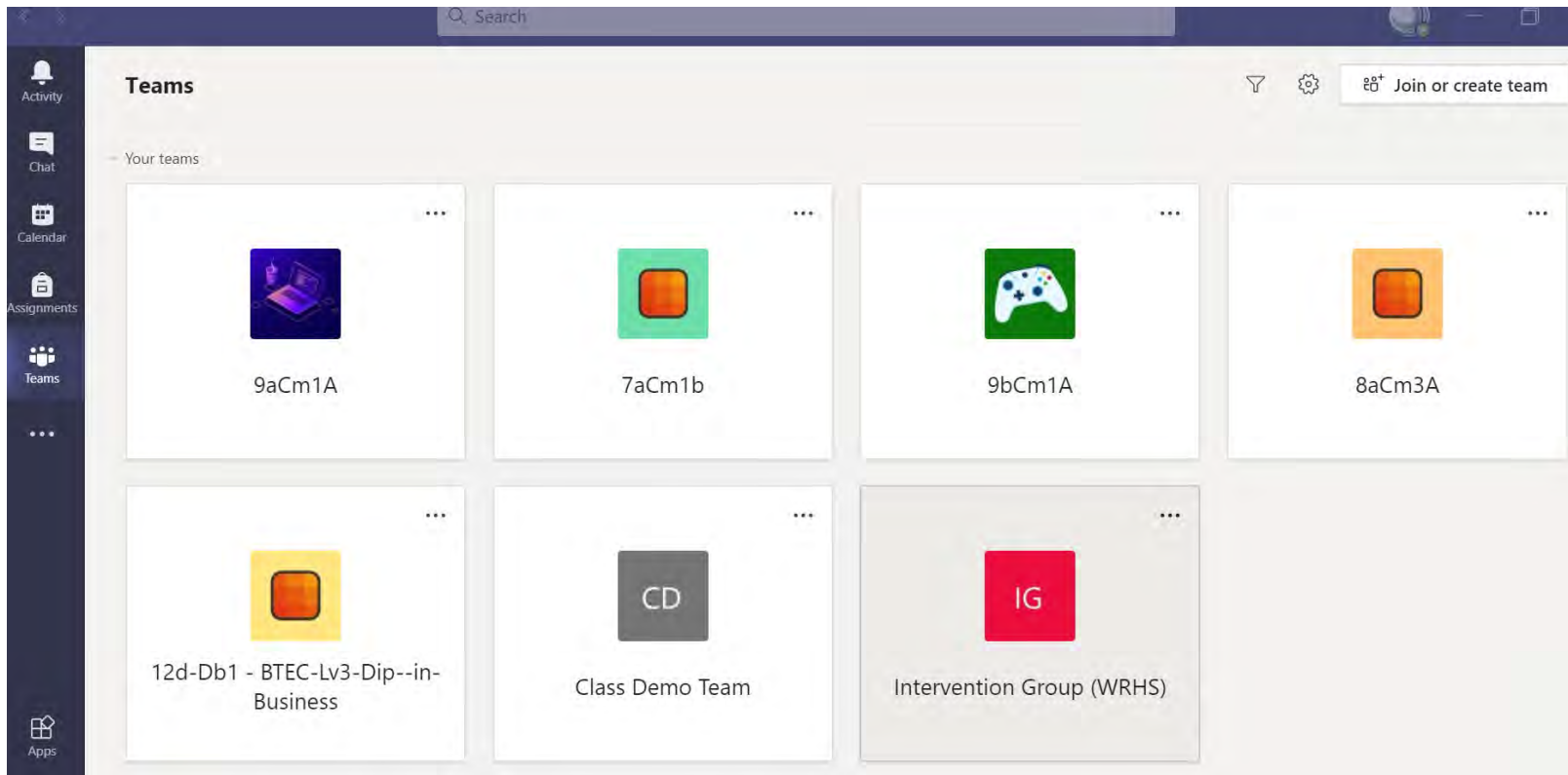
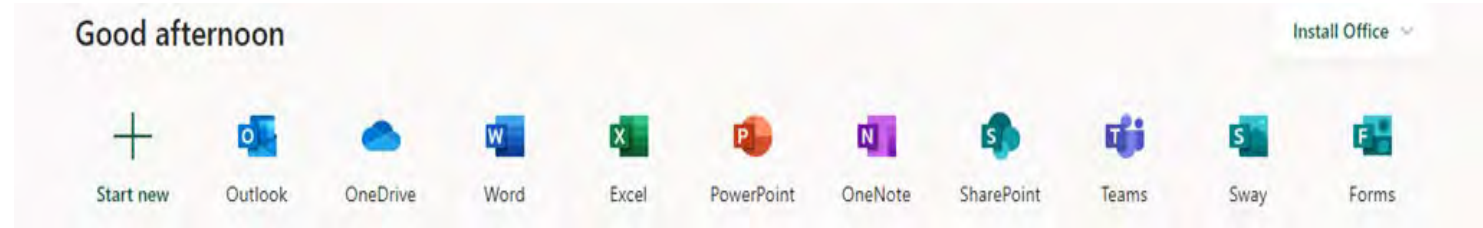
Jonathan ATKINSON 7/9 1:44 PM

Hi ~~XXXXXXXXXX~~ - try this one [Week commencing 6th July in Your work](#)

← Reply

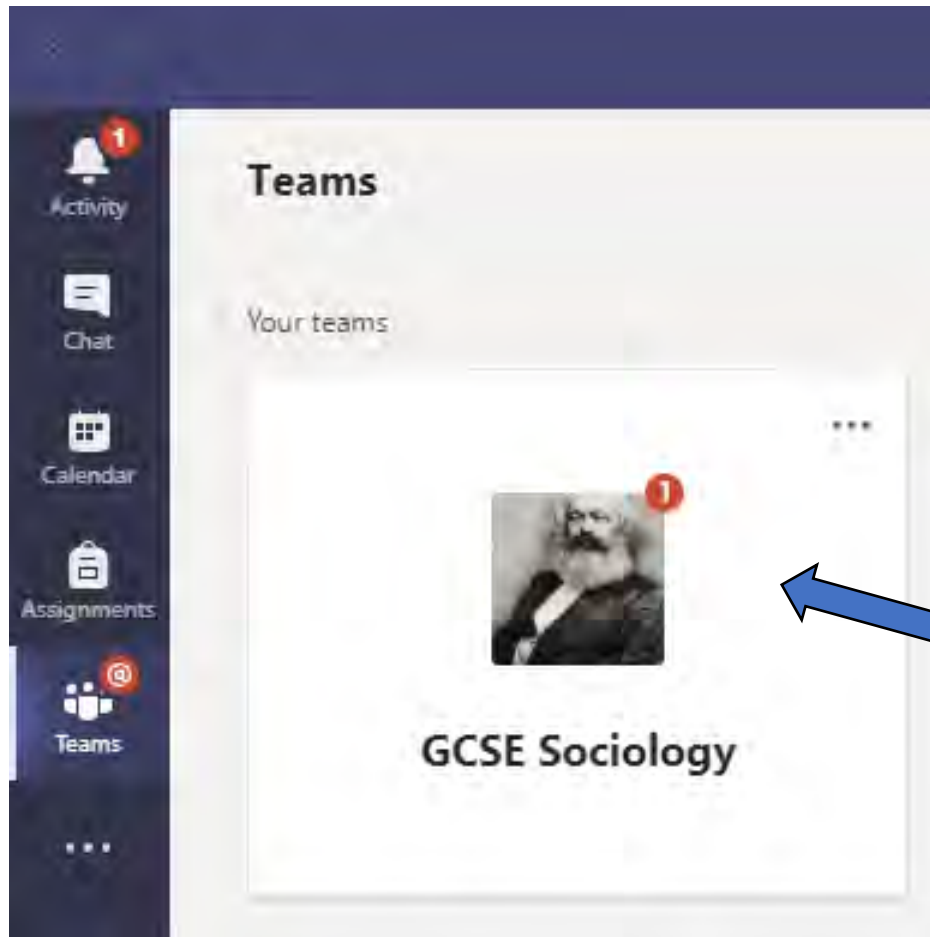
Your teacher can help you and  
answer your questions

# Getting started in teams...



Select the teams icon to see the teams you belong to.





Click on the team for your subject class to get started.

Notifications/messages from your teacher appear as numbers in **red**.

# Remote Learning

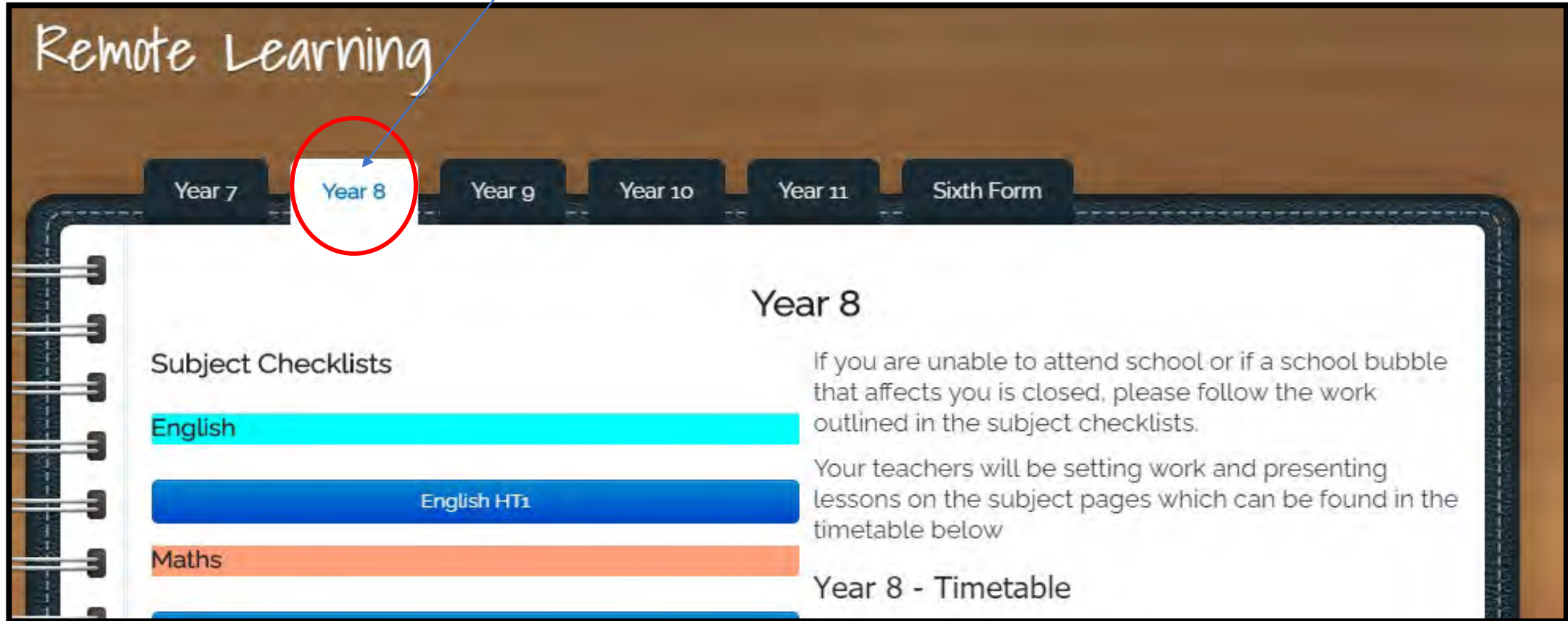
- The Remote Learning site on FROG is where you can access your work from home if you have an electronic device
- Go to FROG and select the Remote Learning site

The screenshot shows the FROG Intranet (Student) interface. The top navigation bar includes 'Intranet (Student)', 'Help', a search bar, and user information 'AT'. The main content area is divided into three columns:

- Left Column:** Welcome A Taylor, with links for 'Report Bullying', 'Report Social Media Incident', and 'Calendar'. Below this is a video player for 'How to wash your hands | NHS'. At the bottom, a navigation menu contains 'Remote Learning' (circled in red), 'Virtual LRC', and 'Office 365'.
- Middle Column:** 'Timetable' section for 06/10/2020, showing a search bar and a table with days Mon-Fri and numbers 5-9. Below it is the 'Latest News' section with a post titled 'Virtual Open Month 2020'.
- Right Column:** 'Student Notices' section with a 'New Notice' button and a list of notices, including 'Library Books' and 'Tutor Trust'.

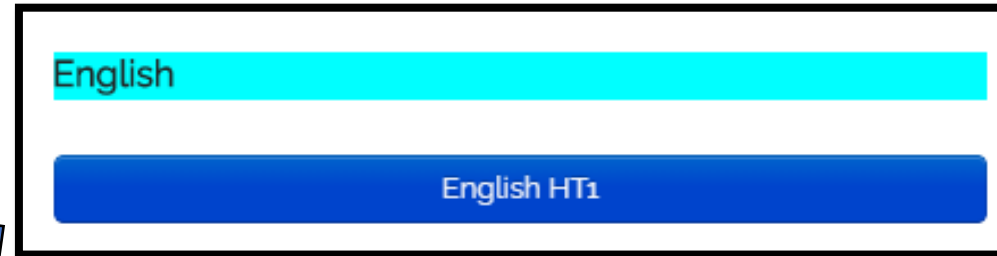
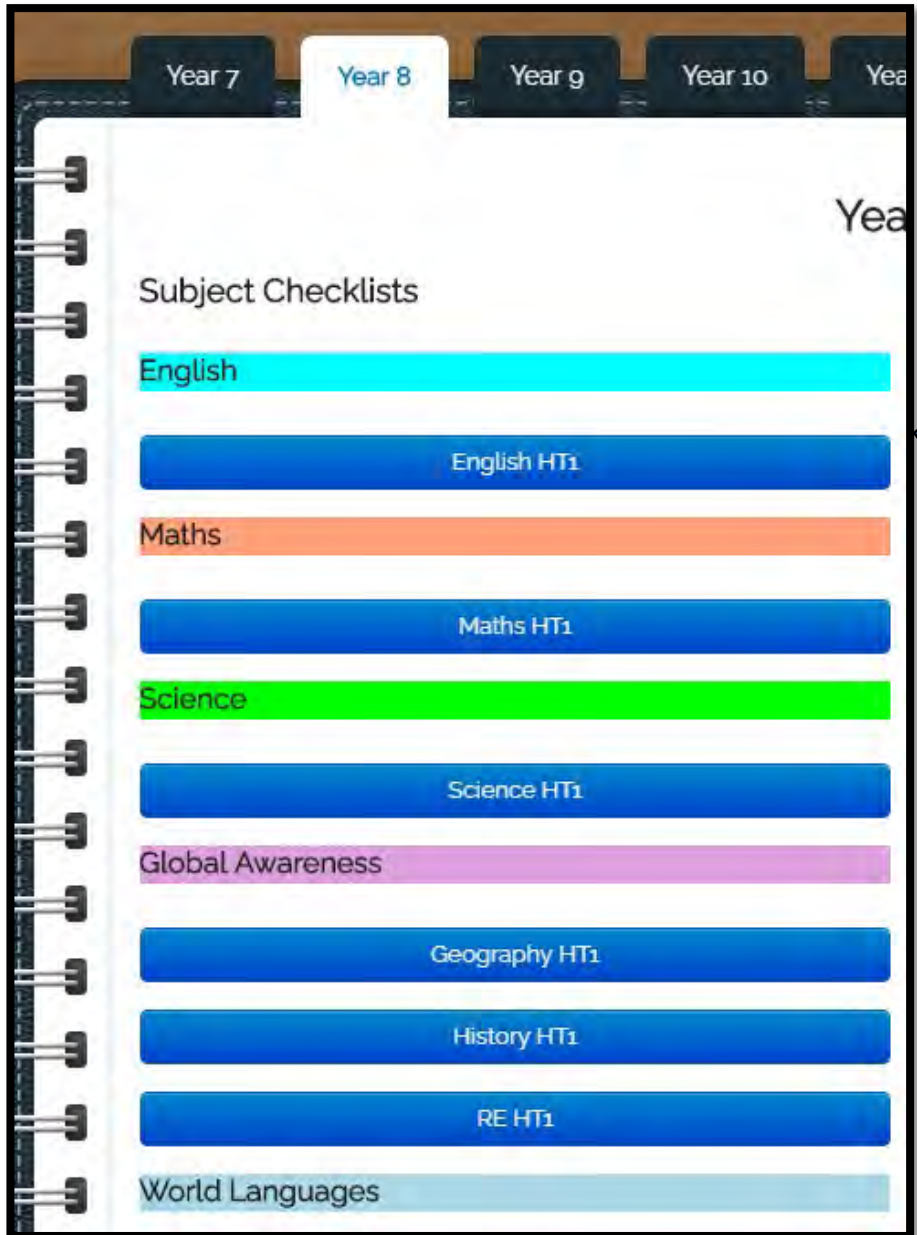
# Remote Learning

- Select the Year group from the tabbed menu at the top of the page:



The image shows a screenshot of a website titled "Remote Learning" designed to look like a spiral-bound notebook. At the top, the title "Remote Learning" is written in a white, cursive font on a brown background. Below the title is a dark blue tabbed menu with five tabs labeled "Year 7", "Year 8", "Year 9", "Year 10", and "Sixth Form". The "Year 8" tab is highlighted with a red circle, and a blue arrow points to it from the text above. The main content area is white and displays the "Year 8" page. On the left side, under the heading "Subject Checklists", there are three horizontal bars: a cyan bar for "English", a blue bar for "English HT1", and an orange bar for "Maths". On the right side, there is a paragraph of text: "If you are unable to attend school or if a school bubble that affects you is closed, please follow the work outlined in the subject checklists. Your teachers will be setting work and presenting lessons on the subject pages which can be found in the timetable below". Below this text is the heading "Year 8 - Timetable".

You can view your Learning Checklists for each subject by using the menu to the left...



Simply choose one of the subjects and click on the button to download a checklist...



Checklist Year 9 Half Term 1 English The Curious Incident of the Dog in the Night Time (Reading)

Topic	Revision guide/ workbook pages	Digital resources	PLC statements	RAG
<b>Curious Incident</b>				
Openings: Prediction and Inference Skills	CGP 87-95	<ul style="list-style-type: none"><li>➤ <a href="#">BBC Bitesize -Critical reading Skills</a></li><li>➤ <a href="#">Spark Notes- Opening</a></li><li>➤ <a href="#">Spark Notes- Point of View</a></li></ul>	<ul style="list-style-type: none"><li>➤ I can explain how the first chapter is structured to interest us as readers.</li><li>➤ I can use inference skills to predict what the opening makes us predict about the rest of the novel and the narrative voice.</li></ul>	
Characterisation: Christopher's emotions	CGP PP 87-95	<ul style="list-style-type: none"><li>➤ <a href="#">BBC Bitesize- Characterisation and Narrative Voice</a></li><li>➤ <a href="#">Spark Notes- Christopher</a></li></ul>	<ul style="list-style-type: none"><li>➤ I can explain how language and imagery are used to present the power of Christopher's emotions.</li><li>➤ I can analyse how language choices create an intriguing character</li></ul>	
Characterisation: family	CGP	<ul style="list-style-type: none"><li>➤ <a href="#">Spark Notes-</a></li></ul>	<ul style="list-style-type: none"><li>➤ I can explain how language and imagery are used to present the relationship between</li></ul>	

Open the checklist once it has downloaded and continue your work from where you are up to in class.

# Remote Learning

- You can also view your timetable on the right of your year page

The screenshot displays a user interface for remote learning. On the left, a vertical list of subjects is shown, each in a colored bar: Maths HT1 (blue), Science (green), Science HT1 (blue), Global Awareness (purple), Geography HT1 (blue), History HT1 (blue), World Languages (light blue), French HT1 (blue), and German HT1 (blue). On the right, a section titled 'Timetables' shows a 'Year 7 A' timetable. A blue arrow points from the 'Science' bar to the 'History' cell in the timetable.

### Timetables

Year 7 A

	Monday	Tuesday	Wednesday	Thursday	Friday
1	Computing	Geography	Computing	Project Day	Science
	History	History	French		
	PE	PE	History		
Break					
2	History	English	Maths	Project Day	German
	PE				Geography
3	German	Maths	English	Project Day	English
	French				
	Geography				



# Remote Learning

- If you want more resources for any of your subjects.
- Click on each subject name and links will take you to the subject pages on FROG where you can find extra resources for each subject.

**Timetables**

Year 7 A

	Monday	Tuesday	Wednesday	Thursday	Friday
1	Computing History PE	Geography History PE	Computing French History	Project Day	Science
Break					
2	History PE	English	Maths	Project Day	German Geography PE
3	German French Geography	Maths	English	Project Day	English

# Remember our Class Code for working online.

Online learning spaces should be safe places to be.

✓ We understand that everything can be seen by everyone in the learning space and will make sure that any comment or message is suitable for all.


✓ We agree that no-one will record, take pictures or re-post anything to other people or groups without the permission of everyone in the class team.

✓ We agree to be respectful to each other at all times.

✓ We agree that no-one gets left behind and we help each other to make sure that everyone benefits from learning this way.

✓ We agree that sometimes we may be upset by a comment or a post. If this happens we will raise concerns openly and without judgement.

These learning resources are great for supporting learning anytime but if you are at home you will need them more than ever to keep up with your learning.



If you have your phone with you...  
Download the apps onto your phone.  
Future proof your learning!

Remember **even** if you are at home  
**you can continue your learning,**  
staying in contact with your teachers and classes  
through teams and email.



Let's get **blending**...

