



Year 10

How can I learn
from home?



'remote learning'
= learning from a
distance

If you are not in school, you will need to access your learning remotely, at home.



You should follow your
daily timetable.

Remote Learning

If you don't have access to an electronic device...

You will use the booklet of paper based checklists you have been given to guide your learning.

Checklist Year 9 Half Term 1 English The Curious Incident of the Dog in the Night Time (Reading)


Topic	Revision guide/ workbook pages	Digital resources	PLC statements	RAG
Curious Incident				
Openings: Prediction and Inference Skills	CGP 87-95	<ul style="list-style-type: none">➤ BBC Bitesize -Critical reading Skills➤ Spark Notes- Opening➤ Spark Notes- Point of View	<ul style="list-style-type: none">➤ I can explain how the first chapter is structured to interest us as readers.➤ I can use inference skills to predict what the opening makes us predict about the rest of the novel and the narrative voice.	
Characterisation: Christopher's emotions	CGP PP 87-95	<ul style="list-style-type: none">➤ BBC Bitesize- Characterisation and Narrative Voice➤ Spark Notes- Christopher	<ul style="list-style-type: none">➤ I can explain how language and imagery are used to present the power of Christopher's emotions.➤ I can analyse how language choices create an intriguing character	
Characterisation: family	CGP	<ul style="list-style-type: none">➤ Spark Notes-	<ul style="list-style-type: none">➤ I can explain how language and imagery are used to present the relationship between	

You should have revision guides and workbooks for most of your subjects. The pages on the checklists tell you which work to do in these books.

Remote Learning

Checklist Year 9 Half Term 1 English The Curious Incident of the Dog in the Night Time (Reading)

Topic	Revision guide/ workbook pages	Digital resources	PLC statements	RAG
Curious Incident				
Openings: Prediction and Inference Skills	CGP 87-95	<ul style="list-style-type: none"> ➤ BBC Bitesize -Critical reading Skills ➤ Spark Notes- Opening ➤ Spark Notes- Point of View 	<ul style="list-style-type: none"> ➤ I can explain how the first chapter is structured to interest us as readers. ➤ I can use inference skills to predict what the opening makes us predict about the rest of the novel and the narrative voice. 	
Characterisation: Christopher's emotions	CGP PP 87-95	<ul style="list-style-type: none"> ➤ BBC Bitesize- Characterisation and Narrative Voice ➤ Spark Notes- Christopher 	<ul style="list-style-type: none"> ➤ I can explain how language and imagery are used to present the power of Christopher's emotions. ➤ I can analyse how language choices create an intriguing character 	
Characterisation: family	CGP	<ul style="list-style-type: none"> ➤ Spark Notes- 	<ul style="list-style-type: none"> ➤ I can explain how language and imagery are used to present the relationship betw 	



For subjects where you don't have workbooks, your teachers may have given you paper based resources to keep at home, in case you need them.

You can RAG yourself as you go...

RED R

AMBER A

GREEN G

Remote Learning



If you do have
an electronic
device...



Your lessons will
be happening
remotely on
Microsoft teams.

Sociology lesson - Meeting

File Meeting Insert Format Text Review Help Tell me what you want to do

Appointment Scheduling Assistant Meeting Notes Meeting... Accept Tentative Decline Propose Respond Show As: Tentative Reminder: 15 minutes Recurrence

Please respond.

Organizer GCSE Sociology <GCSESociology@eltrust.onmicrosoft.com>

Subject Sociology lesson

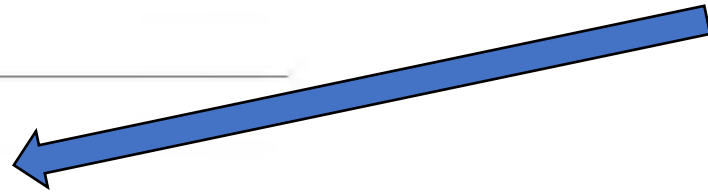
Location

Start time Wed 09/09/2020 17:00 All day event

End time Wed 09/09/2020 17:30

[Join Microsoft Teams Meeting](#)

[Learn more about Teams](#) | [Meeting options](#)

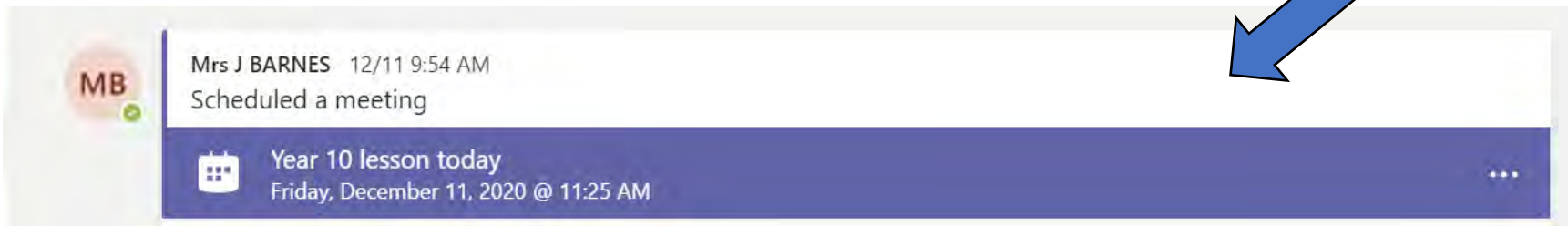


Teachers will send you invitations by email to team meetings which will be your lessons.

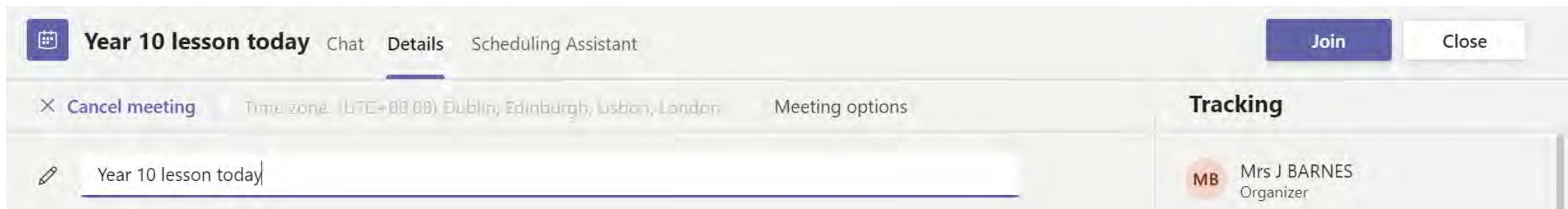
These will happen each day following your timetable for most of your lessons.

You can click on the link in the email to join the meeting.

Or you can click on the link in 'posts' in your class team to join the meeting.



A screenshot of a message in a class team. The message is from Mrs J BARNES, dated 12/11 9:54 AM, and says "Scheduled a meeting". Below the text is a blue banner with a calendar icon, the title "Year 10 lesson today", and the time "Friday, December 11, 2020 @ 11:25 AM". A blue arrow points from the text box above to the right side of the message banner.



A screenshot of the meeting details page for "Year 10 lesson today". The page has tabs for "Chat", "Details", and "Scheduling Assistant". On the right, there are "Join" and "Close" buttons. Below the tabs, there is a "Cancel meeting" link, the time zone "(UTC+00:00) Dublin, Edinburgh, Lisbon, London", and "Meeting options". A search bar contains "Year 10 lesson today". On the right, a "Tracking" section shows the organizer as "Mrs J BARNES". A blue arrow points from the message banner above to the "Join" button.

Sociology lesson - Meeting

File Meeting Insert Format Text Review Help Tell me what you want to do

Appointment Scheduling Assistant Meeting Notes Accept Tentative Decline Propose Respond Show As: Tentative Reminder: 15 minutes

Please respond.

Organizer: GCSE Sociology <GCSESociology@eltrust.onmicrosoft.com>

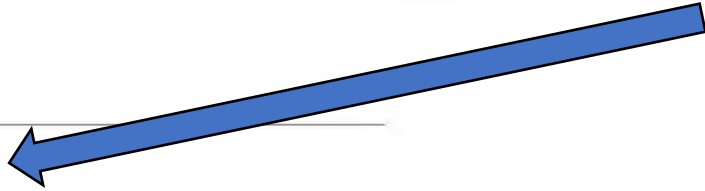
Subject: Sociology lesson

Location:

Start time: Wed 09/09/2020 17:00


End time: Wed 09/09/2020 17:30

Make sure you are joining the right meeting – the meeting scheduled by the teacher and not starting your own meeting!



[Join Microsoft Teams Meeting](#)

[Learn more about Teams](#) | [Meeting options](#)



Year 10 lesson today Chat Details Scheduling Assistant

Join Close

Cancel meeting Time zone: (UTC+00:00) Dublin, Edinburgh, Lisbon, London Meeting options

Year 10 lesson today

Tracking

MB Mrs J BARNES Organizer

On teams you will be able to:

- ✓ join live lessons with the students who are in the classroom
- ✓ get help with your work through chatting with your teacher and class
- ✓ find work that has been set for you and other subject resources



Remote Learning

To find the apps/resources you need for learning...
Go to the school website – type in 'wrhs1118'

The screenshot shows a Google search for 'wrhs1118'. The search bar contains the text 'wrhs1118'. Below the search bar, there are navigation options: All, Videos, Shopping, News, Images, and More. The search results show 'About 2,840 results (0.42 seconds)'. A privacy reminder from Google is displayed. The main search result is for 'wrhs1118.co.uk', which is 'Whalley Range 11-18 High School'. The result includes a Twitter link (@wrhs1118) and a list of resources: Resources, Calendar, Frog Learn, Who to Contact, Return to School in September, and About Us. A map of the school is also visible. The bottom of the screen shows a Windows taskbar with the search bar and various application icons.

Google search results for 'wrhs1118'.

Search results include:

- Whalley Range 11-18 High School
- Resources
- Calendar
- Frog Learn
- Who to Contact
- Return to School in September
- About Us

Map showing Whalley Range 11-18 High School location.

Whalley Range 11-18 High School details:

- Address: Wilbraham Road, Manchester M16 8GW
- Hours: Open - Closes 6PM
- Phone: 0161 861 9727
- Founded: 1891
- School type: Academy

Windows taskbar at the bottom shows the search bar and various application icons.

Remote Learning

Choose Resources from the home page



The screenshot shows the homepage of Whalley Range 11-18 High School. At the top, the school's name is displayed on the left, and social media icons (Twitter, Facebook, YouTube, Instagram) and links for Alumni, Calendar, Vacancies, and Contact are on the right. A navigation bar below contains links for About Us, Performance, Sixth Form, Curriculum, Careers, Wellbeing, Parents, Student Life, and Governance. A search bar is located on the far right of this bar. The main header features four purple buttons: SCHOOL RETURN, COVID19 UPDATES, TRANSITION (YR6), and FREE SCHOOL MEALS. On the right side, there are accreditation logos for Ofsted (Good Provider), Education with Leadership (Member), and Sixth Form. A large banner image of the school building is in the background. Below the banner, on the left, is a 'School News' section with a 'LOOK AFTER EACH OTHER' graphic and a 'RETURN TO SCHOOL IN SEPTEMBER' article. In the center is the school's logo and a 'Welcome to Whalley Range 11-18 High School' message, followed by a paragraph about the school's community and a circular portrait of a woman. On the right, a 'Links / Resources' section includes 'ParentPay & The Shop' and 'Report Online Abuse'.

Remote Learning

If you choose Resources, you will see the apps like this...

The screenshot shows the 'Resources' page of the school website. At the top, there is a navigation bar with 'Whalley Range 11-18 High School' on the left, social media icons (Twitter, Facebook, YouTube, Instagram) in the center, and 'Alumni', 'Calendar', 'Vacancies', and 'Contact' on the right. Below this is a secondary navigation bar with 'About Us', 'Performance', 'Sixth Form', 'Curriculum', 'Careers', 'Wellbeing', 'Parents', 'Student Life', and 'Governance'. A search bar is on the far right. The main content area is divided into two sections: 'Staff' and 'Students'. The 'Staff' section contains a grid of 28 app tiles, including Office 365, Intranet (Frog), ParentPay, Remote Access, Parents Evening System (Teacher), ClassCharts, Doddle, CPOMS, GCSEPod, Start, EAL (Learning English), Educake, Library System, STAR Reading and Maths, eStream, Kerboodle, Kahoot, Hegarty Maths, PiXL, Seneca, and another Kerboodle tile. The 'Students' section contains a grid of 12 app tiles, including Office 365, Intranet (Frog), Student App, GCSEPod, Doddle, Start, and Times Tables Rock Stars. A blue arrow points from the text box to the 'Intranet (Frog)' tile in the Staff section.

- Login to Office 365 to access **Email** with your school email address (e.g. jbloggs@wrhs1118.co.uk) and password
- Login to **Frog** with your school username and password (same as used for the computers)
- For more internal resources, such as notices and the bulletin, please login to the Intranet (Frog)

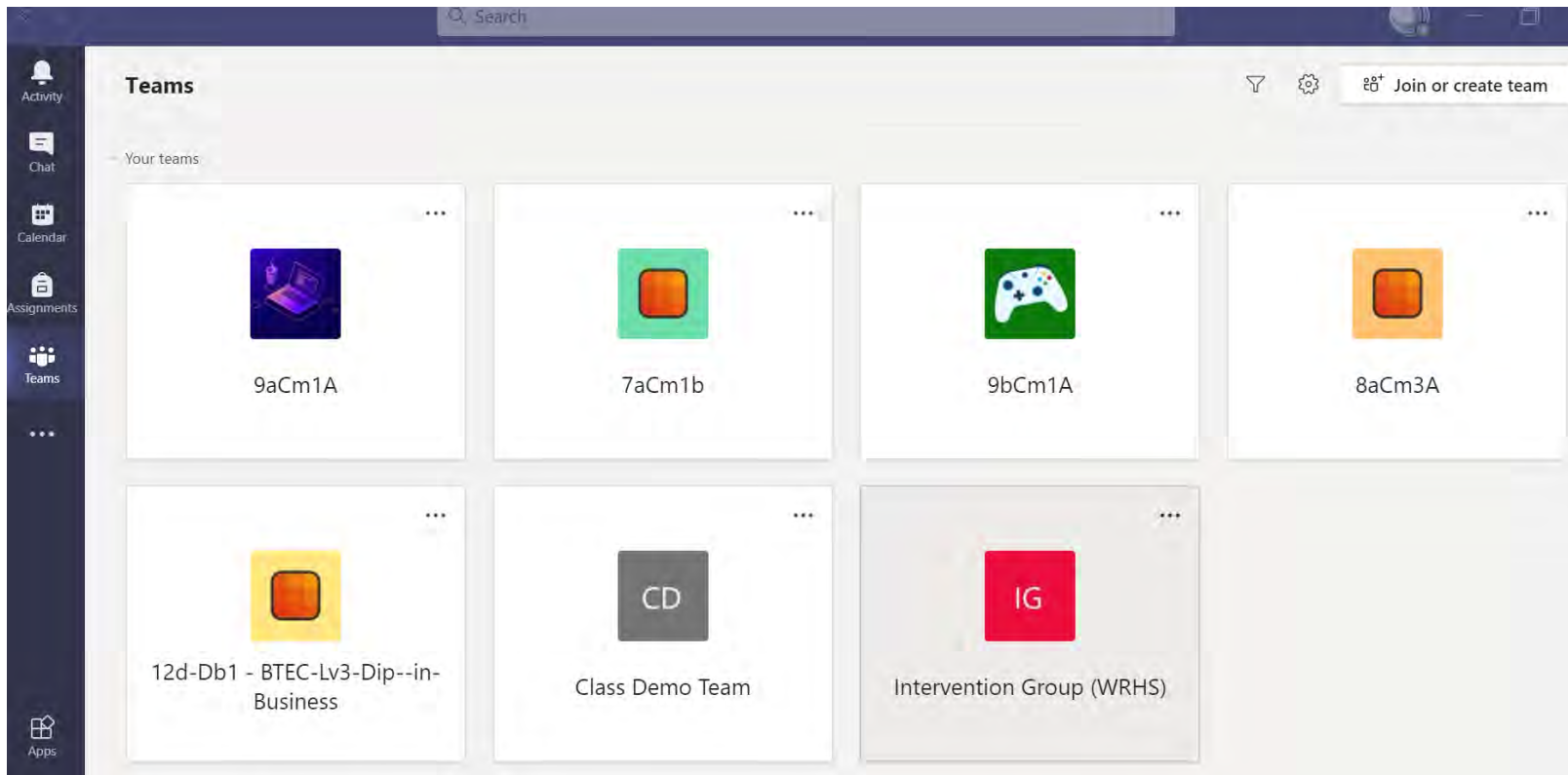
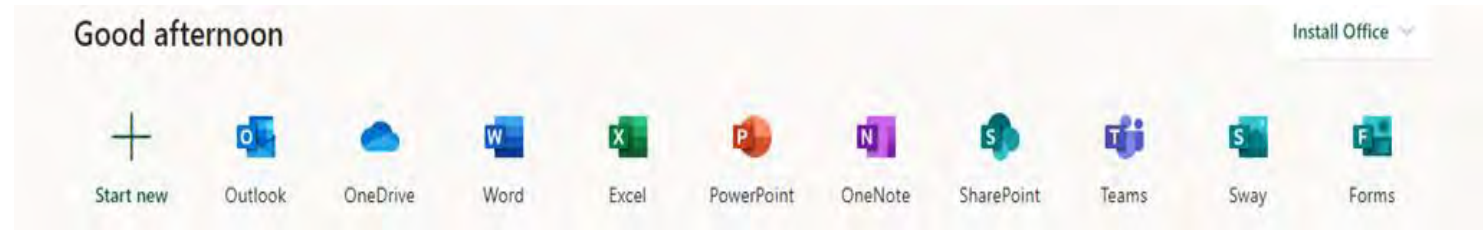
- For more internal resources, such as notices and student voice activities, please login to the Intranet (Frog)

Remote Learning

Choose the app you want to work in...

The screenshot shows the Microsoft Office app launcher interface. At the top left, it says "Good afternoon". In the top right corner, there is a button labeled "Install Office" with a downward arrow. Below this, there is a row of eleven app icons, each with a label underneath: "Start new" (plus sign icon), "Outlook" (blue envelope icon), "OneDrive" (blue cloud icon), "Word" (blue document icon), "Excel" (green spreadsheet icon), "PowerPoint" (orange presentation icon), "OneNote" (purple notepad icon), "SharePoint" (teal cloud icon), "Teams" (purple group of people icon), "Sway" (teal document icon), and "Forms" (teal document icon). Below this row, there is a right-pointing arrow icon with the label "All apps" underneath it.

Getting started in teams...



Select the teams icon to see the teams you belong to.



Click on the team for your subject class to get started.

Notifications/messages from your teacher appear as numbers in **red**.

JA

ATKINSON 3/27 8:25 AM Edited

Lockdown sociology quiz

Dear GCSE Sociology,
Below is an emoji sociology quiz for you to attempt if you have completed your work for this week.
The student that gets the most answers correct will win a prize.
Best wishes

See more

- Collapse all

FJ [redacted] 3/27 2:01 PM

1 nuclear family

3/27 2:02 PM

3 warm bath theory

3/27 2:04 PM

11 secularisation

10 divorce

3/27 2:07 PM

5 bread winner

3/27 2:08 PM

17 empty shell marriage

25 label

FJ [redacted] 3/27 2:18 PM

24 toxic masculinity

KB [redacted] 3/27 2:29 PM

25. Labelling theory



Your teacher can set you challenges and quizzes and you can join the chat to give your response.

Other students will see your initials.

JA

ATKINSON 7/13 10:55 AM



Praise



J ATKINSON sent praise to



Well done for making the effort to come to the live lesson this morning. This will help you to achieve even more moving in to year 11.

Your teacher can praise you and say how totally awesome you are!

AQ

[REDACTED] 7/9 1:15 PM

hi sir my sociology work isnt loading for some reason. is it possible if you could re send the link again? thank you

JA

[REDACTED] ATKINSON 7/9 1:44 PM

Hi [REDACTED] - try this one [Week commencing 6th July in Your work](#)

← Reply

Your teacher can help you and
answer your questions

Remote Learning

To find your checklists for all your subjects choose FROG

The screenshot shows the website for Whalley Range 11-18 High School. At the top, the school's name is displayed on the left, and social media icons (Twitter, Facebook, YouTube, Instagram) and links for Alumni, Calendar, Vacancies, and Contact are on the right. A purple navigation bar contains 'RESOURCES' and 'FROG' (highlighted with a blue arrow from the text box above), along with a 'Select Language' dropdown. Below this is a dark grey menu with categories like 'About Us', 'Performance', 'Sixth Form', 'Curriculum', 'Careers', 'Wellbeing', 'Parents', 'Student Life', and 'Governance'. A search bar is on the far right of this menu.

The main content area features a large background image of a modern school building. Overlaid on this are four purple banners: 'SCHOOL RETURN', 'COVID19 UPDATES', 'TRANSITION (YR6)', and 'FREE SCHOOL MEALS'. On the right side, there are three accreditation logos: 'Ofsted Good Provider', 'EDUCATION LEADERSHIP MEMBER', and 'SIXTH FORM'.

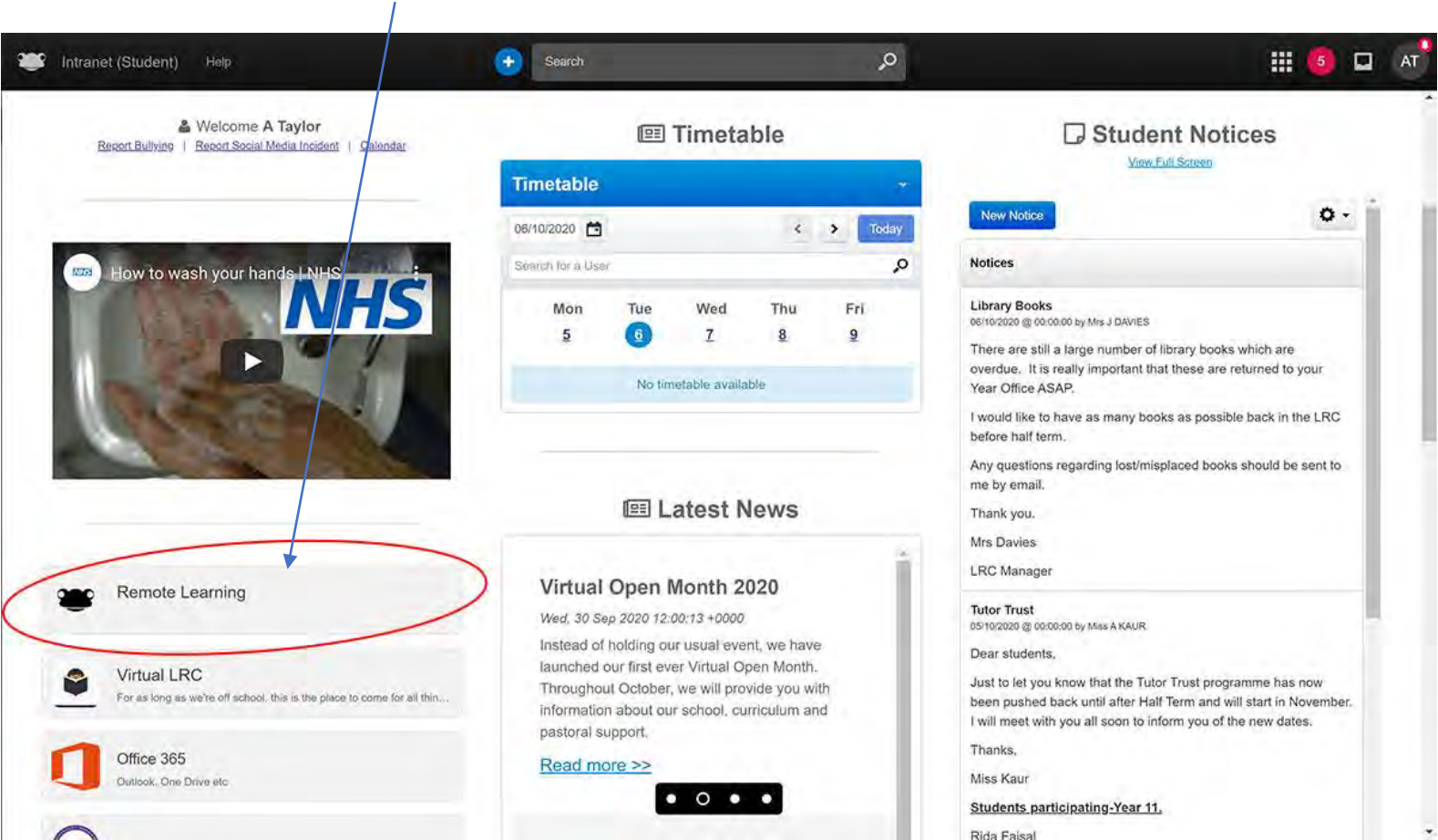
Below the banners, there is a 'School News Trust News' section with a prominent 'LOOK AFTER EACH OTHER' graphic. A news article titled 'RETURN TO SCHOOL IN SEPTEMBER' (dated 08/09/2020) is visible, with a sub-header 'ACCESSING FOOD IN SCHOOL' (dated 07/09/2020). The school's circular logo, featuring 'WRHS' and the motto 'WISDOM • BELIEVE • ACHIEVE', is centered below the news.

The main heading reads 'Welcome to Whalley Range 11-18 High School'. Below this, a paragraph describes the school as a warm and caring community. A circular portrait of a woman is shown to the right of the text. On the far right, a 'Links / Resources' section includes 'ParentPay & The Shop' and 'Report Online Abuse'.

The bottom of the image shows a Windows taskbar with a search bar and various application icons. The system tray on the right indicates the time is 16:32 on 09/09/2020.

Remote Learning

- The Remote Learning site on FROG is where you can access your checklists



Remote Learning

- Select your Year group from the tabbed menu at the top of the page:

Remote Learning


Year 7 Year 8 Year 9 **Year 10** Year 11

Year 10

If you are unable to attend school or if a school bubble that affects you is closed, please follow the work outlined in the subject checklists. Your teachers will be setting work and presenting lessons on Teams to support your learning as needed.

Subject Checklists

English

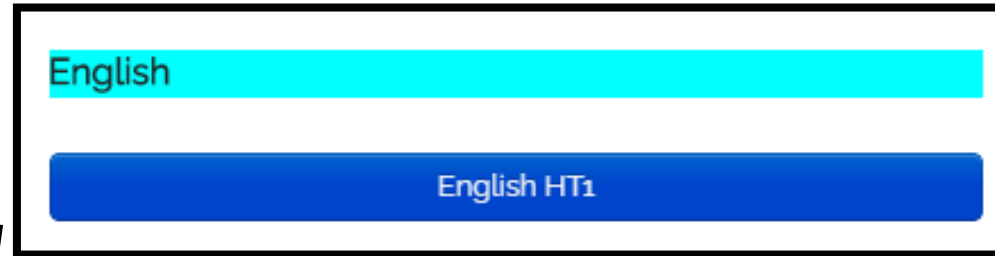
 Email, OneDrive and Teams

You can view your Learning Checklists for each subject by using the menu to the left...



Subject Checklists

- English
- English HT3
- English HT2
- Maths
- Maths HT3 - Higher
- Maths HT3 - Foundation
- Maths HT2 Foundation



Simply choose one of the subjects and click on the button to download a checklist...



Topic	Revision guide/ workbook pages	Digital resources	PLC statements	RAG
Curious Incident				
Openings: Prediction and Inference Skills	CGP 87-95	<ul style="list-style-type: none">➤ BBC Bitesize -Critical reading Skills➤ Spark Notes- Opening➤ Spark Notes- Point of View	<ul style="list-style-type: none">➤ I can explain how the first chapter is structured to interest us as readers.➤ I can use inference skills to predict what the opening makes us predict about the rest of the novel and the narrative voice.	
Characterisation: Christopher's emotions	CGP PP 87-95	<ul style="list-style-type: none">➤ BBC Bitesize- Characterisation and Narrative Voice➤ Spark Notes- Christopher	<ul style="list-style-type: none">➤ I can explain how language and imagery are used to present the power of Christopher's emotions.➤ I can analyse how language choices create an intriguing character	
Characterisation: family	CGP	<ul style="list-style-type: none">➤ Spark Notes-	<ul style="list-style-type: none">➤ I can explain how language and imagery are used to present the relationship between	

Open the checklist once it has downloaded and start your work from the beginning of HT3 (Half Term 3).

Remote Learning

You can also get to all the apps you might need, like this from FROG...

The screenshot shows a school intranet student dashboard. At the top, there is a navigation bar with 'Home', 'Bulletin', 'Sites', 'Forms & Surveys', 'Tests', 'Resources', 'Drives', and 'School Life'. Below this is a 'Welcome Mrs J BARNES' section with links for 'Report Bullying', 'Report Social Media Incident', and 'Calendar'. The main content area is divided into three columns. The left column contains a large black placeholder image and three app tiles: 'Culture Club Gazette (Volume 4)', 'Virtual LRC', and 'Office 365'. The middle column features a 'Timetable' widget showing a weekly schedule for 'Wed 9' with lessons like '11am/Re3Δ *A137 (20)'. Below the timetable is a 'Latest News' section with two articles: 'BTEC Extended Certificate in Health and Social Care' and 'BTEC Level Diploma in Health and Social Care'. The right column contains a 'Student Notices' widget with several notices, including 'GUIDANCE INTERVIEWS YEAR 11', 'Food Menu (WB 7th September 2020)', 'Return to School', and 'Bedrock Learning'. A blue arrow originates from the text box above and points to the 'Office 365' app tile in the left column.

The Microsoft 365 apps are great for supporting learning anytime but if you are at home you will need them more than ever to keep up with your learning.



Download the apps onto your device and your phone.

Learn how to access them online through our website and FROG.

Remember our Class Code for working online

Online learning spaces should be safe places to be.

- ✓ We understand that everything can be seen by everyone in the learning space and will make sure that any comment or message is suitable for all. We are responsible for what we post.
- ✓ We agree that no-one will record, take pictures or re-post anything to other people or groups.
- ✓ We agree to be respectful to each other at all times.
- ✓ We agree that no-one gets left behind and we help each other to make sure that everyone benefits from learning this way.

Watch Mr Stokers
video about
making the most
of teams

[https://www.y
outube.com/w
atch?v=cbYNIV
3eV1I](https://www.youtube.com/watch?v=cbYNIV3eV1I)

Make sure you
do some
reading
everyday...
lose yourself in
a good book!



Remember **even** if you are at home
you can continue your learning,
stay in contact with your teachers and classes
through teams and email.
**Email your class teacher or message them in
teams, if you have a problem.**



If you still have a problem, contact...

email Miss Costello, Ms Carr or me, Mrs Barnes.

- acostello@wrhs1118.co.uk
- ccarr@wrhs1118.co.uk
- jbarnes@wrhs1118.co.uk

Let's get **blending**...

