



Year 7, 8 and 9
How can I learn
from home?



'remote learning'
= learning from a
distance

If you are not in school, you will need to access your learning remotely, at home.

Remote Learning

If you don't have an electronic device...

Use your paper checklists to guide your learning.

You will focus on English, Maths and Science.

Checklist Year 9 Half Term 1 English The Curious Incident of the Dog in the Night Time (Reading)


Topic	Revision guide/ workbook pages	Digital resources	PLC statements	RAG
Curious Incident				
Openings: Prediction and Inference Skills	CGP 87-95	<ul style="list-style-type: none">➤ BBC Bitesize -Critical reading Skills➤ Spark Notes- Opening➤ Spark Notes- Point of View	<ul style="list-style-type: none">➤ I can explain how the first chapter is structured to interest us as readers.➤ I can use inference skills to predict what the opening makes us predict about the rest of the novel and the narrative voice.	
Characterisation: Christopher's emotions	CGP PP 87-95	<ul style="list-style-type: none">➤ BBC Bitesize- Characterisation and Narrative Voice➤ Spark Notes- Christopher	<ul style="list-style-type: none">➤ I can explain how language and imagery are used to present the power of Christopher's emotions.➤ I can analyse how language choices create an intriguing character	
Characterisation: family	CGP	<ul style="list-style-type: none">➤ Spark Notes-	<ul style="list-style-type: none">➤ I can explain how language and imagery are used to present the relationship between	

You should have workbooks for Maths, English and Science and paper checklists for Half Term 3 for these subjects. The pages on the checklists tell you which work to do in your workbooks.

Remote Learning

Checklist Year 9 Half Term 1 English The Curious Incident of the Dog in the Night Time (Reading)

Topic	Revision guide/ workbook pages	Digital resources	PLC statements	RAG
Curious Incident				
Openings: Prediction and Inference Skills	CGP 87-95	<ul style="list-style-type: none"> ➤ BBC Bitesize -Critical reading Skills ➤ Spark Notes- Opening ➤ Spark Notes- Point of View 	<ul style="list-style-type: none"> ➤ I can explain how the first chapter is structured to interest us as readers. ➤ I can use inference skills to predict what the opening makes us predict about the rest of the novel and the narrative voice. 	
Characterisation: Christopher's emotions	CGP PP 87-95	<ul style="list-style-type: none"> ➤ BBC Bitesize- Characterisation and Narrative Voice ➤ Spark Notes- Christopher 	<ul style="list-style-type: none"> ➤ I can explain how language and imagery are used to present the power of Christopher's emotions. ➤ I can analyse how language choices create an intriguing character 	
Characterisation: family	CGP	<ul style="list-style-type: none"> ➤ Spark Notes- 	<ul style="list-style-type: none"> ➤ I can explain how language and imagery are used to present the relationship betw 	



You can RAG yourself as you go...

RED R
 AMBER A
 GREEN G

Remote Learning



If you do have
an electronic
device...

Timetables

Year 7 A

	Monday	Tuesday	Wednesday	Thursday	Friday
1	Computing	Geography	Computing		
	History	History	French	Project Day	Science
	PE	PE	History		
Break					
2	History				German
	PE	English	Maths	Project Day	Geography PE
3	German				
	French				
	Geography	Maths	English	Project Day	English
	History				

You should follow your daily timetable.



Your lessons will
be happening
remotely on
Microsoft teams.

Sociology lesson - Meeting

File Meeting Insert Format Text Review Help Tell me what you want to do

Save & Delete Close

Appointment Scheduling Assistant

Meeting Notes

Accept Tentative Decline Propose New Time Respond

Show As: Tentative

Reminder: 15 minutes Recurrence

Please respond.

Organizer GCSE Sociology <GCSESociology@eltrust.onmicrosoft.com>

Subject Sociology lesson

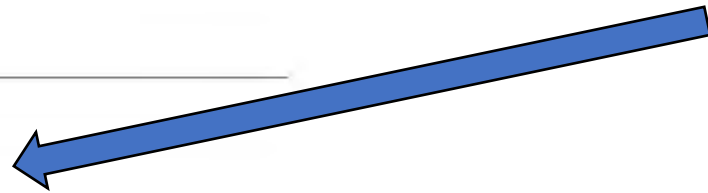
Location

Start time Wed 09/09/2020 17:00 All day event

End time Wed 09/09/2020 17:30

[Join Microsoft Teams Meeting](#)

[Learn more about Teams](#) | [Meeting options](#)

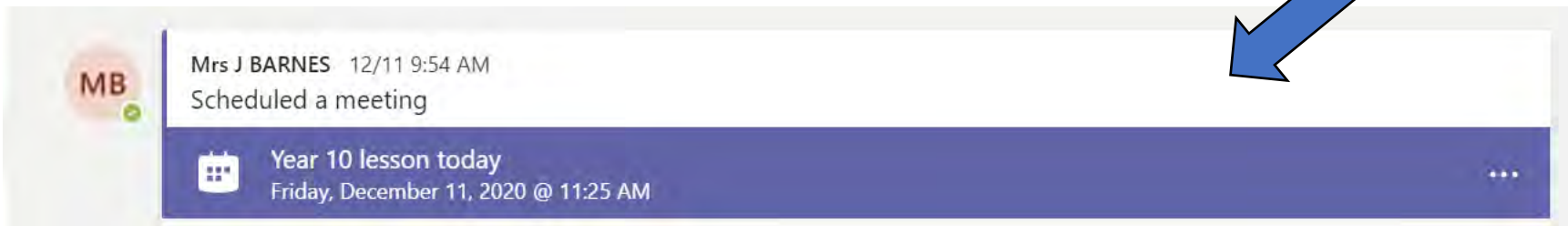


Teachers will send you invitations by email to team meetings which will be your lessons.

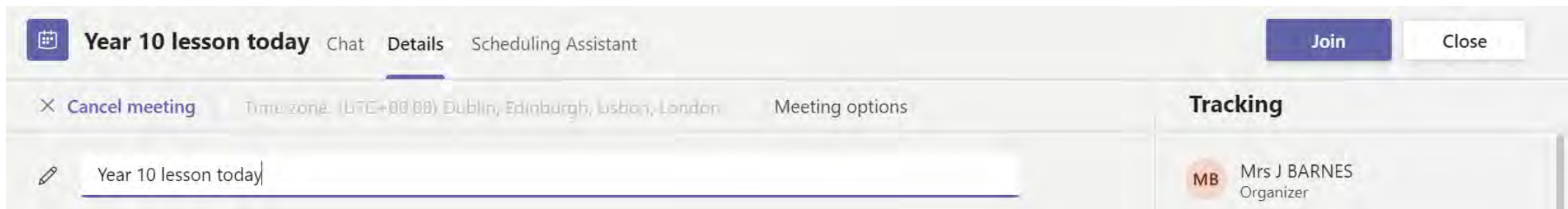
These will happen each day following your timetable for most of your lessons.

You can click on the link in the email to join the meeting.

Or you can click on the link in 'posts' in your class team to join the meeting.



A screenshot of a message in a class team. The message is from Mrs J BARNES, dated 12/11 9:54 AM, and says "Scheduled a meeting". Below the text is a blue banner with a calendar icon, the title "Year 10 lesson today", and the time "Friday, December 11, 2020 @ 11:25 AM". A blue arrow points from the text box above to the message banner.



A screenshot of the meeting details page for "Year 10 lesson today". The page has tabs for "Chat", "Details", and "Scheduling Assistant". A blue "Join" button and a white "Close" button are in the top right. Below the tabs, there is a "Cancel meeting" link, the time zone "(UTC+00:00) Dublin, Edinburgh, Lisbon, London", and "Meeting options". A text input field contains "Year 10 lesson today". On the right, a "Tracking" section shows the organizer as "Mrs J BARNES". A blue arrow points from the message banner above to the "Join" button.

Sociology lesson - Meeting

File Meeting Insert Format Text Review Help Tell me what you want to do

Appointment Scheduling Assistant Meeting Notes Accept Tentative Decline Propose Respond Show As: Tentative Reminder: 15 minutes

Please respond.

Organizer: GCSE Sociology <GCSESociology@eltrust.onmicrosoft.com>

Subject: Sociology lesson

Location:

Start time: Wed 09/09/2020 17:00 All day event

End time: Wed 09/09/2020 17:30

Make sure you are joining the right meeting – the meeting scheduled by the teacher and not starting your own meeting!

[Join Microsoft Teams Meeting](#)

[Learn more about Teams](#) | [Meeting options](#)

Year 10 lesson today Chat Details Scheduling Assistant

Join Close

Cancel meeting Time zone: (UTC+00:00) Dublin, Edinburgh, Lisbon, London Meeting options

Year 10 lesson today

Tracking

MB Mrs J BARNES Organizer

On teams you will be able to:

- ✓ join live lessons with the students who are in the classroom
- ✓ get help with your work through chatting with your teacher and class
- ✓ find work that has been set for you and other subject resources



Remote Learning

To find the apps/resources you need for learning...
Go to the school website – type in 'wrhs1118'

The screenshot shows a Google search for 'wrhs1118' on a Windows desktop. The search results page displays a privacy reminder from Google at the top. Below it, the search results for 'wrhs1118.co.uk' are shown, featuring a link to 'Whalley Range 11-18 High School' with a Twitter handle @wrhs1118. The results include sections for 'Resources', 'Calendar', 'Frog Learn', 'Who to Contact', 'Return to School in September', and 'About Us'. To the right, a knowledge panel for 'Whalley Range 11-18 High School' provides details such as its location in Manchester, England, address (Wilbraham Road, Manchester M16 8GW), phone number (0161 861 9727), and founding year (1891). The panel also includes a map, photos, and social media links for Twitter, Facebook, Instagram, and YouTube. At the bottom of the search results, there are three featured snippets: 'LOOK AFTER EACH OTHER' from the school website, 'Some key information with regards to school meals' from the school, and 'An update from Public Health England (PHE) and...' from GOV.UK. The Windows taskbar at the bottom shows the search bar and various application icons, with the system tray displaying the time as 16:32 on 09/09/2020.

Remote Learning

Choose Resources from the home page



The screenshot shows the homepage of Whalley Range 11-18 High School. At the top, the school's name is displayed on the left, and social media icons (Twitter, Facebook, YouTube, Instagram) and utility links (Alumni, Calendar, Vacancies, Contact) are on the right. A navigation bar contains links for 'About Us', 'Performance', 'Sixth Form', 'Curriculum', 'Careers', 'Wellbeing', 'Parents', 'Student Life', and 'Governance'. A search bar is located on the far right of the navigation bar. Below the navigation bar, a large banner image of the school building features four purple buttons: 'SCHOOL RETURN', 'COVID19 UPDATES', 'TRANSITION (YR6)', and 'FREE SCHOOL MEALS'. On the right side of the banner, there are accreditation logos for Ofsted (Good Provider), Education with Leadership (Member), and Sixth Form. A 'School News' section on the left features a 'LOOK AFTER EACH OTHER' graphic and a 'RETURN TO SCHOOL IN SEPTEMBER' article. The main content area includes the school's circular logo, a 'Welcome to Whalley Range 11-18 High School' heading, and a paragraph about the school's community. A 'Links / Resources' section on the right lists 'ParentPay & The Shop' and 'Report Online Abuse'. The Windows taskbar at the bottom shows the time as 16:32 on 09/09/2020.

Remote Learning

If you choose Resources, you will see the apps like this...

The screenshot shows the website for Whalley Range 11-18 High School. The top navigation bar includes links for 'About Us', 'Performance', 'Sixth Form', 'Curriculum', 'Careers', 'Wellbeing', 'Parents', 'Student Life', and 'Governance'. A search bar is located on the right. The 'RESOURCES' tab is active, displaying two sections: 'Staff' and 'Students'. Each section contains a grid of application icons. A blue arrow points from the text box to the 'Intranet (Frog)' icon in the Staff section.

Staff

Office 365 (Outlook, One Drive etc)	Intranet (Frog)	ParentPay	Remote Access	Parents Evening System (Teacher)	ClassCharts	Doddlle
CPOMS	GCSEPod	Start	EAL (Learning English)	Educake	Library System	STAR Reading and Maths
eStream	Kerboodle	Kahoot	Hegarty Maths	PiXL	Seneca	Kerboodle
twinkl	MathsWatch					

- o Login to Office 365 to access **Email** with your school email address (e.g. jbloggs@wrhs1118.co.uk) and password
- o Login to **Frog** with your school username and password (same as used for the computers)
- o For more internal resources, such as notices and the bulletin, please login to the Intranet (Frog)

Students

Office 365 (Outlook, One Drive etc)	Intranet (Frog)	Student App	GCSEPod	Doddlle	Start	Times Tables Rock Stars

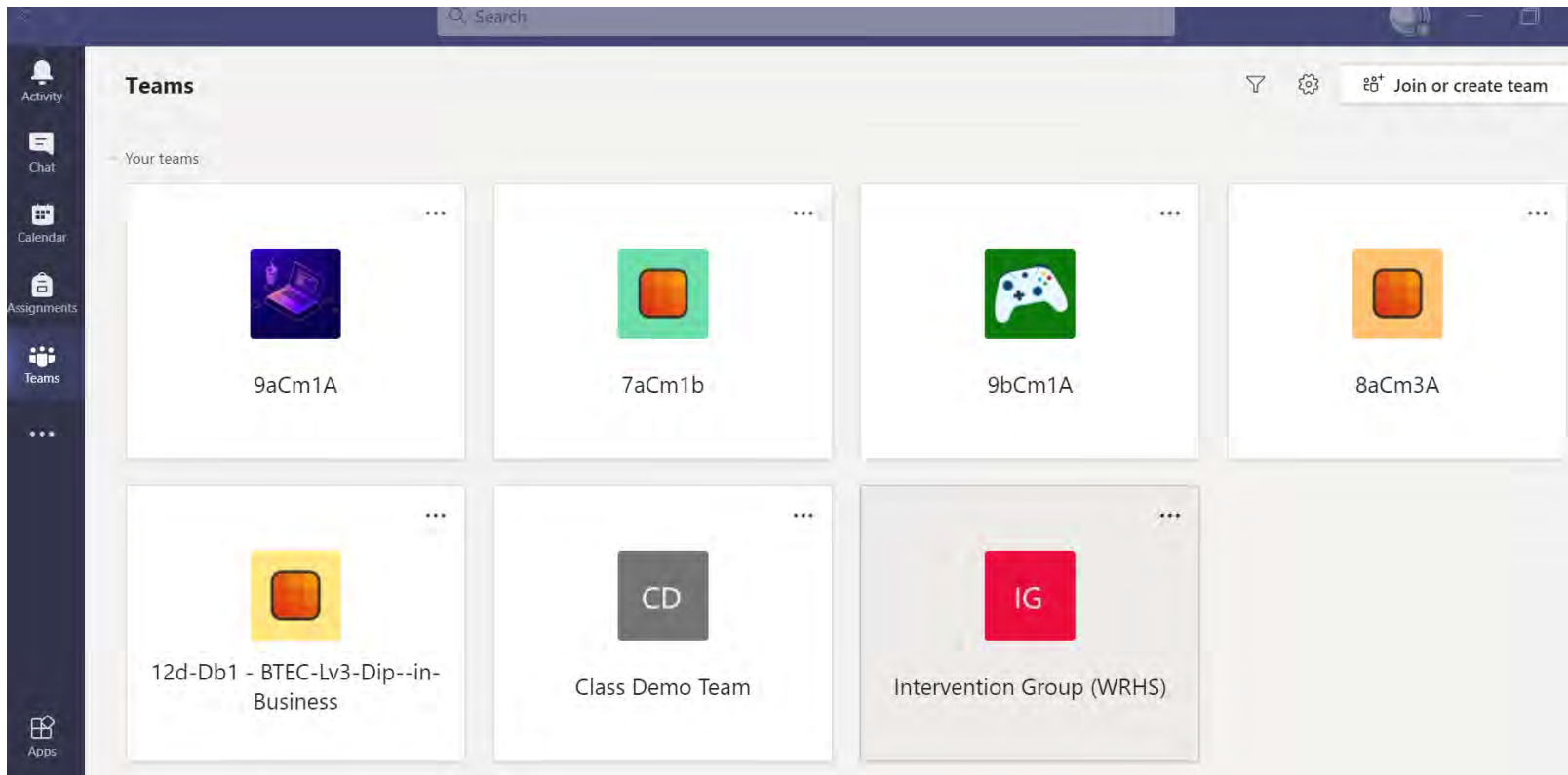
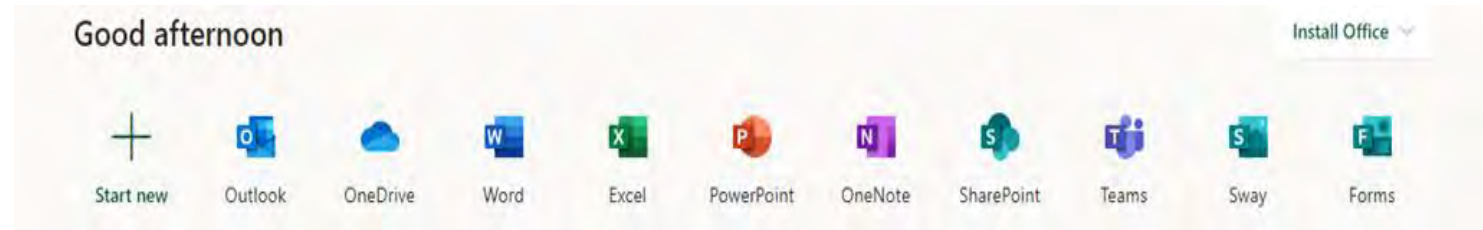
- o For more internal resources, such as notices and student voice activities, please login to the Intranet (Frog)

Remote Learning

Choose the app you want to work in...

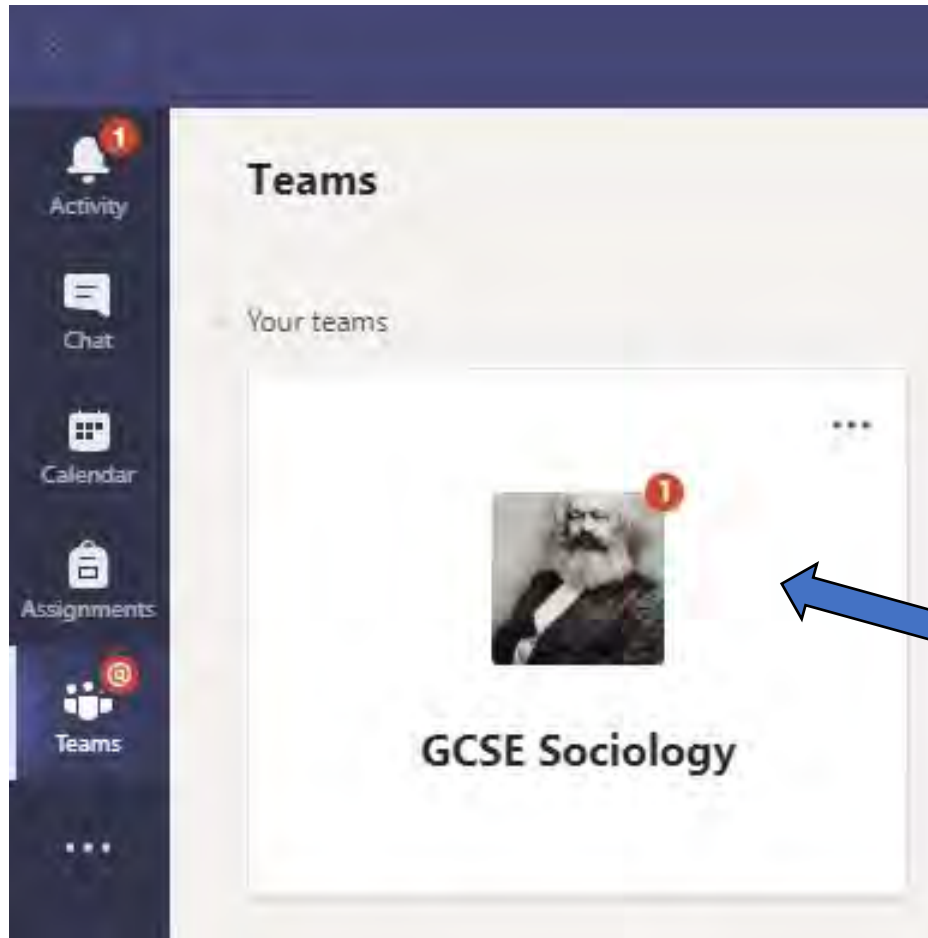
The screenshot shows the Microsoft Office app launcher interface. At the top left, it says "Good afternoon". In the top right corner, there is a button labeled "Install Office" with a downward arrow. Below this, there is a horizontal row of eleven app icons, each with a label underneath: "Start new" (plus sign icon), "Outlook" (blue envelope icon), "OneDrive" (blue cloud icon), "Word" (blue document icon), "Excel" (green spreadsheet icon), "PowerPoint" (orange presentation icon), "OneNote" (purple notepad icon), "SharePoint" (teal cloud icon), "Teams" (purple group of people icon), "Sway" (teal document icon), and "Forms" (teal document icon). Below this row, there is a right-pointing arrow icon with the label "All apps" underneath it.

Getting started in teams...



Select the teams icon to see the teams you belong to.





Click on the team for your subject class to get started.

Notifications/messages from your teacher appear as numbers in **red**.

JA

ATKINSON 3/27 8:25 AM Edited

Lockdown sociology quiz

Dear GCSE Sociology,
Below is an emoji sociology quiz for you to attempt if you have completed your work for this week.
The student that gets the most answers correct will win a prize.
Best wishes

See more

- Collapse all

FJ [redacted] 3/27 2:01 PM

1 nuclear family

3/27 2:02 PM

3 warm bath theory

3/27 2:04 PM

11 secularisation

10 divorce

3/27 2:07 PM

5 bread winner

3/27 2:08 PM

17 empty shell marriage

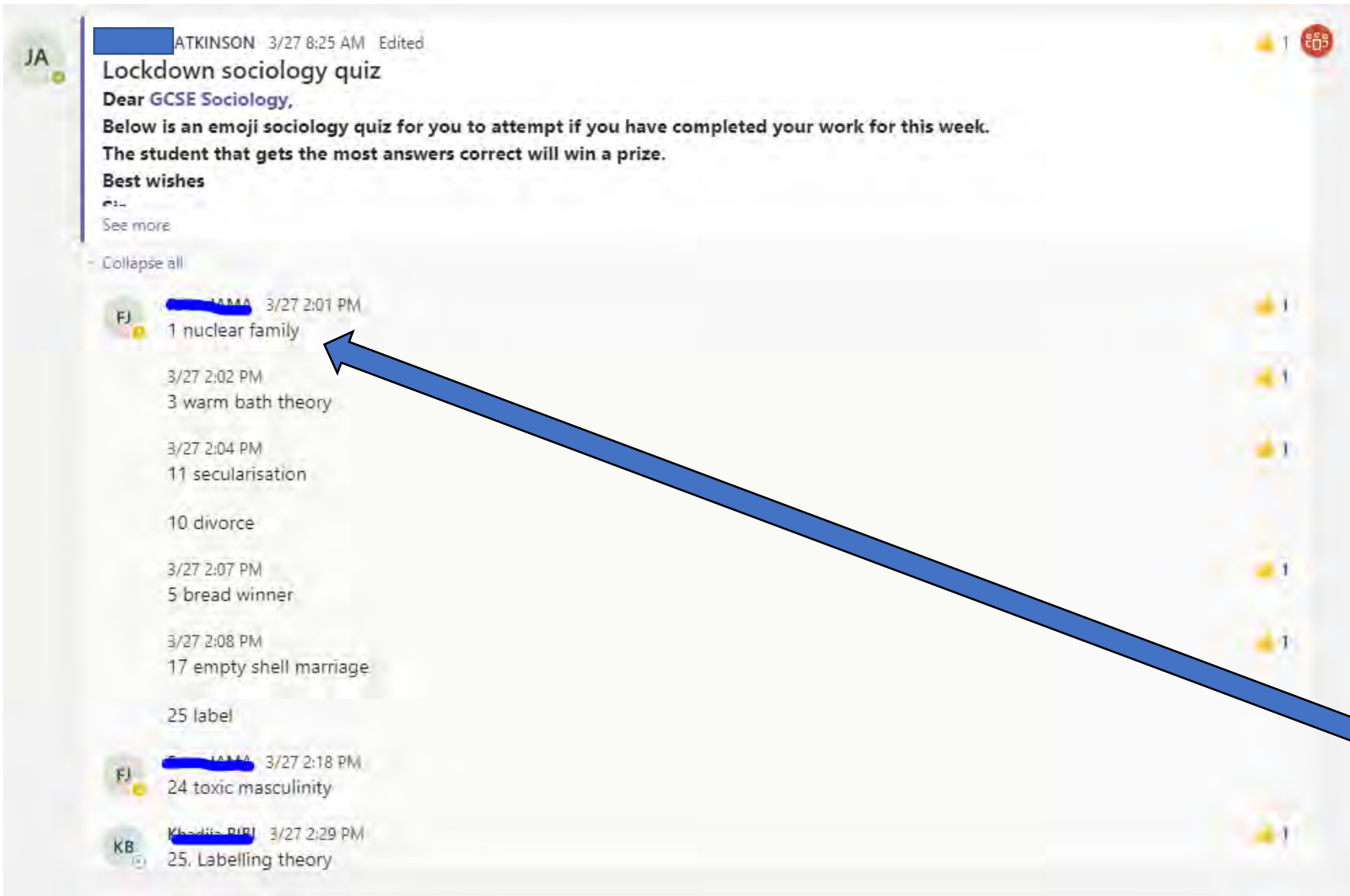
25 label

FJ [redacted] 3/27 2:18 PM

24 toxic masculinity

KB [redacted] 3/27 2:29 PM

25. Labelling theory



Your teacher can set you challenges and quizzes and you can join the chat to give your response.

Other students will see your initials.

JA

ATKINSON 7/13 10:55 AM



Praise



J ATKINSON sent praise to



Well done for making the effort to come to the live lesson this morning. This will help you to achieve even more moving in to year 11.

Your teacher can praise you and say how totally awesome you are!

AQ

[REDACTED] 7/9 1:15 PM

hi sir my sociology work isnt loading for some reason. is it possible if you could re send the link again? thank you

JA

[REDACTED] ATKINSON 7/9 1:44 PM

Hi [REDACTED] - try this one [Week commencing 6th July in Your work](#)

← Reply

Your teacher can help you and
answer your questions

Remote Learning

To find your checklists for all your subjects choose FROG

Whalley Range 11-18 High School

Twitter Facebook YouTube Instagram LinkedIn Alumni Calendar Vacancies Contact

RESOURCES FROG Select Language

About Us Performance Sixth Form Curriculum Careers Wellbeing Parents Student Life Governance

SCHOOL RETURN COVID19 UPDATES TRANSITION (YR6) FREE SCHOOL MEALS

Ofsted Good Provider

EDUCATION LEADERSHIP MEMBER

SIXTH FORM

School News Trust News

LOOK AFTER EACH OTHER
welcomebackmanchester.com

RETURN TO SCHOOL IN SEPTEMBER
(08/09/2020)

We hope you've had a safe, enjoyable and restful break over the summer holiday. School will re-open for students on a staggered timetable beginning week commencing 7th September 2020.

ACCESSING FOOD IN SCHOOL (07/09/2020)

WRHS
WALLEY RANGE 11-18 HIGH SCHOOL
AMBISE • BELIEVE • ACHIEVE

Welcome to
Whalley Range 11-18 High School

Our school is a warm and caring community for all students. We celebrate diversity and believe strongly in providing an environment where all young people thrive. We work together with families, our local community, business partners and local universities to enhance our students' education. Our core

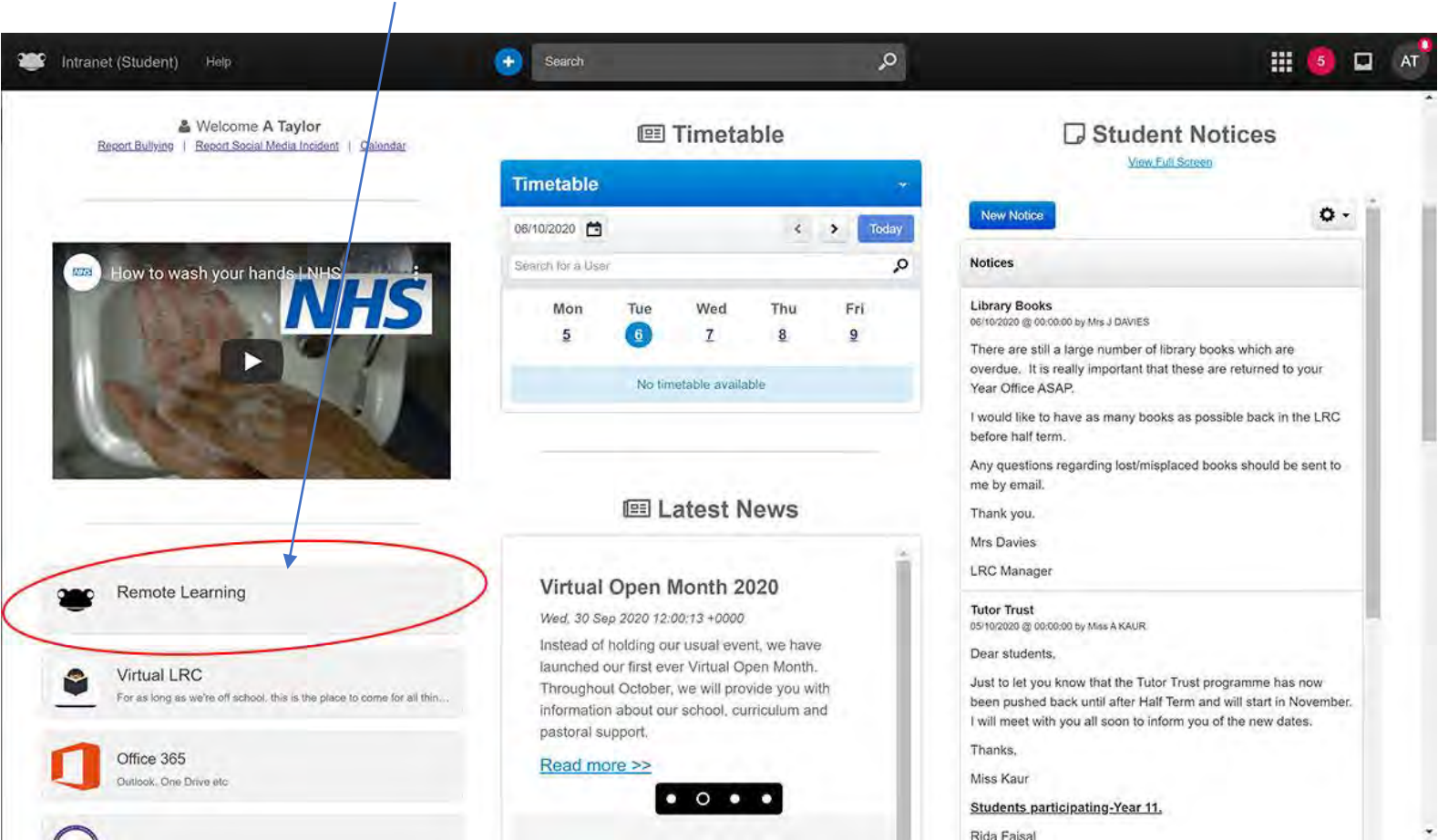
Links / Resources

- ParentPay & The Shop**
Online payments for school lunches, trips and one off items from The Shop
- Report Online Abuse**
Report online abuse to the CEOP (Child Exploitation and Online Protection command)

Windows taskbar: Type here to search, 16:32, 09/09/2020

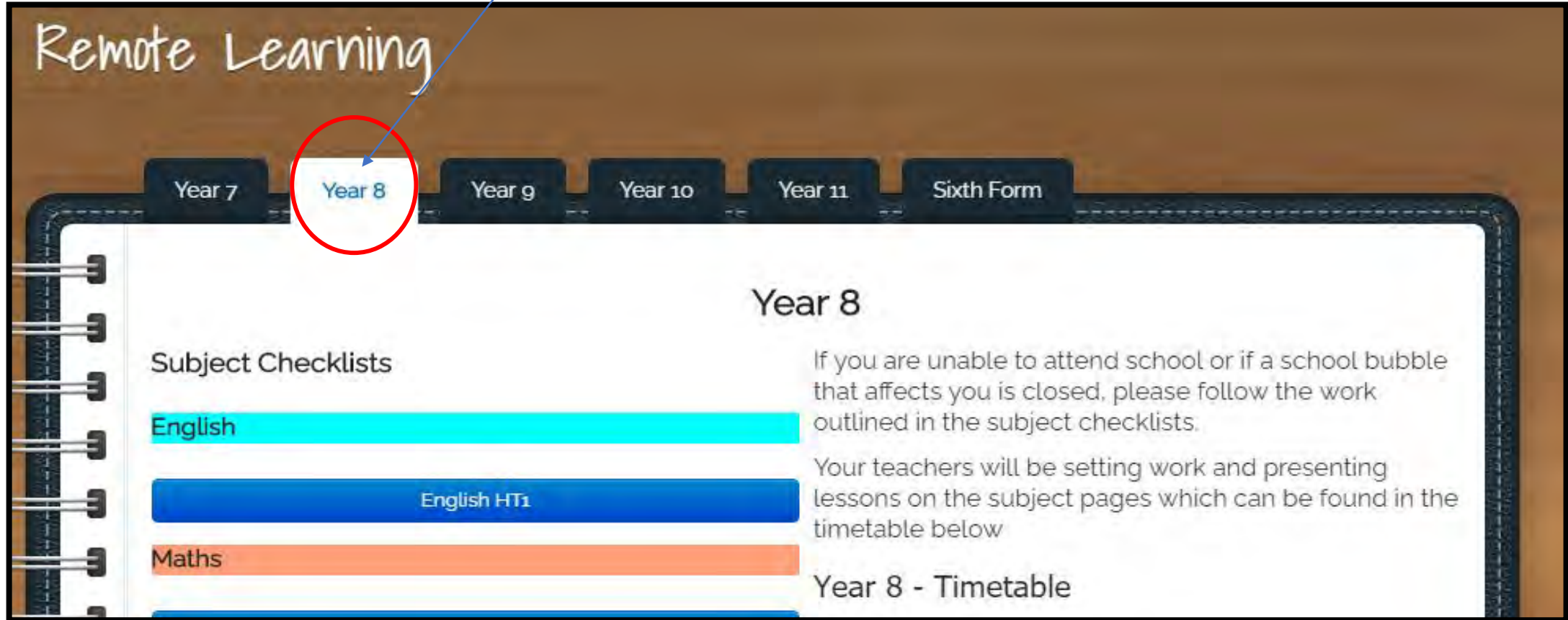
Remote Learning

- The Remote Learning site on FROG is where you can access your checklists



Remote Learning

- Select the Year group from the tabbed menu at the top of the page:

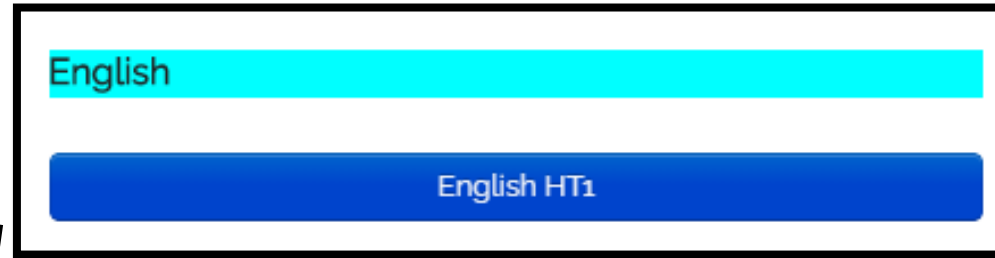
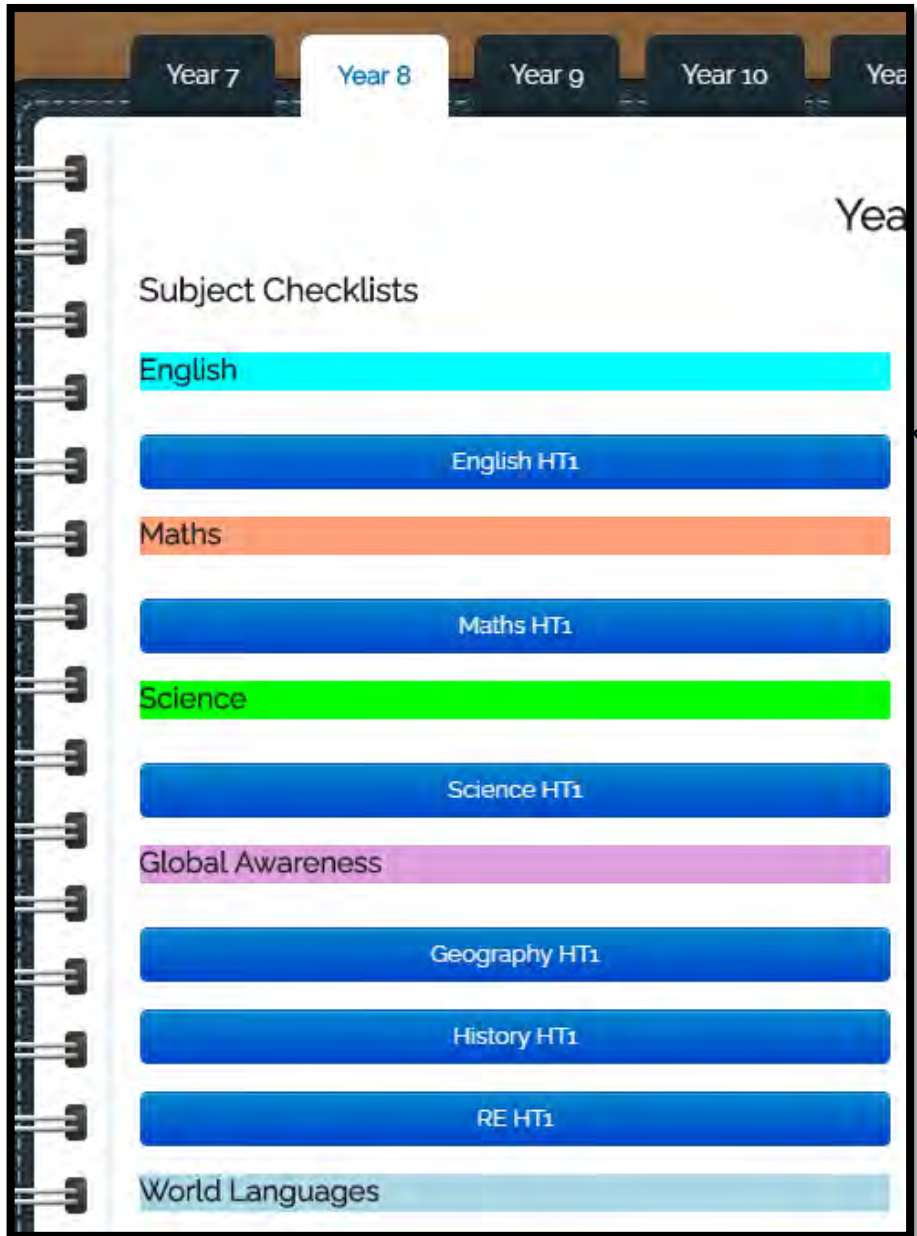


The image shows a digital interface for 'Remote Learning' designed to look like a spiral-bound notebook. At the top, the title 'Remote Learning' is written in a white, cursive font on a brown background. Below the title is a dark blue tabbed menu with five tabs: 'Year 7', 'Year 8', 'Year 9', 'Year 10', and 'Sixth Form'. The 'Year 8' tab is highlighted with a red circle, and a blue arrow points to it from the text above. The main content area is white and contains the following elements:

- Year 8**: A large heading for the selected year group.
- Subject Checklists**: A section header for the subject lists.
- English**: A cyan horizontal bar representing the English subject.
- English HT1**: A blue horizontal bar representing the first half-term of English.
- Maths**: An orange horizontal bar representing the Maths subject.
- Year 8 - Timetable**: A heading for the timetable section.

Text on the right side of the page provides instructions: 'If you are unable to attend school or if a school bubble that affects you is closed, please follow the work outlined in the subject checklists. Your teachers will be setting work and presenting lessons on the subject pages which can be found in the timetable below.'

You can view your Learning Checklists for each subject by using the menu to the left...



Simply choose one of the subjects and click on the button to download a checklist...



Checklist Year 9 Half Term 1 English The Curious Incident of the Dog in the Night Time (Reading)

Topic	Revision guide/ workbook pages	Digital resources	PLC statements	RAG
Curious Incident				
Openings: Prediction and Inference Skills	CGP 87-95	<ul style="list-style-type: none">➤ BBC Bitesize -Critical reading Skills➤ Spark Notes- Opening➤ Spark Notes- Point of View	<ul style="list-style-type: none">➤ I can explain how the first chapter is structured to interest us as readers.➤ I can use inference skills to predict what the opening makes us predict about the rest of the novel and the narrative voice.	
Characterisation: Christopher's emotions	CGP PP 87-95	<ul style="list-style-type: none">➤ BBC Bitesize- Characterisation and Narrative Voice➤ Spark Notes- Christopher	<ul style="list-style-type: none">➤ I can explain how language and imagery are used to present the power of Christopher's emotions.➤ I can analyse how language choices create an intriguing character	
Characterisation: family	CGP	<ul style="list-style-type: none">➤ Spark Notes-	<ul style="list-style-type: none">➤ I can explain how language and imagery are used to present the relationship between	

Open the checklist once it has downloaded and start your work from the beginning of HT3 (Half Term 3).

Remote Learning

- You can also view your timetable on the right of your year page

The interface displays a list of subjects on the left and a timetable on the right. The subjects listed are: Maths HT1, Science, Science HT1, Global Awareness, Geography HT1, History HT1, World Languages, French HT1, and German HT1. The timetable is titled 'Timetables' and 'Year 7 A'. It shows a weekly schedule for three groups (1, 2, 3) from Monday to Friday. A blue arrow points from the 'Science' subject in the list to the 'History' subject in the timetable.

	Monday	Tuesday	Wednesday	Thursday	Friday
1	Computing	Geography	Computing	Project Day	Science
	History	History	French		
	PE	PE	History		
Break					
2	History	English	Maths	Project Day	German
	PE				Geography
3	German	Maths	English	Project Day	English
	French				
	Geography				

Remote Learning


You can also get to all the apps you might need, like this from FROG...

The screenshot shows a school intranet student dashboard. At the top, there is a navigation bar with 'Home', 'Bulletin', 'Sites', 'Forms & Surveys', 'Tests', 'Resources', 'Drives', and 'School Life'. Below this is a banner for 'INTRANET (STUDENT)' with the text 'Welcome to the student dashboard' and a slogan 'Aspire • Believe • Achieve'. A search bar is located in the top right corner. The main content area is divided into several sections:

- Welcome Mrs J BARNES:** A personalized greeting with links for 'Report Bullying', 'Report Social Media Incident', and 'Calendar'.
- Timetable:** A widget showing a weekly schedule for 'Wed 9'. It includes a search bar for a user and a table of lessons for the week of 09/09/2020.
- Student Notices:** A section titled 'Student Notices' with a 'View Full Screen' link. It contains several notices, including 'GUIDANCE INTERVIEWS YEAR 11', 'Food Menu (WB 7th September 2020)', 'Return to School', and 'Bedrock Learning'.
- Latest News:** A section titled 'Latest News' featuring two articles: 'BTEC Extended Certificate in Health and Social Care' and 'BTEC Level Diploma in Health and Social Care'.
- Office 365:** A widget for Office 365 services, including Outlook, One Drive, etc.
- Culture Club Gazette (Volume 4):** A widget for the school's culture club publication.
- Virtual LRC:** A widget for the Virtual Library Resource Centre.

A blue arrow points from the text box above to the Office 365 widget, indicating that these apps are accessible through the FROG platform.

The Microsoft 365 apps are great for supporting learning anytime but if you are at home you will need them more than ever to keep up with your learning.



Download the apps onto your device and your phone.

Learn how to access them online through our website and FROG.

Remember our Class Code for working online

Online learning spaces should be safe places to be.

- ✓ We understand that everything can be seen by everyone in the learning space and will make sure that any comment or message is suitable for all. We are responsible for what we post.
- ✓ We agree that no-one will record, take pictures or re-post anything to other people or groups.
- ✓ We agree to be respectful to each other at all times.
- ✓ We agree that no-one gets left behind and we help each other to make sure that everyone benefits from learning this way.

Watch Mr Stokers
video about
making the most
of teams

[https://www.y
outube.com/w
atch?v=cbYNIV
3eV1I](https://www.youtube.com/watch?v=cbYNIV3eV1I)

Make sure you
do some
reading
everyday...
lose yourself in
a good book!



Remember **even** if you are at home
you can continue your learning,
stay in contact with your teachers and classes
through teams and email.
**Email your class teacher or message them in
teams, if you have a problem.**



If you still have a problem, **Year 7** contact...

Miss Culkin-Smith, Mr Mustafa, Mr Mycock or Mrs Barnes

- rculkin-smith@wrhs1118.co.uk
- hmustafa@wrhs1118.co.uk
- smycock@wrhs1118.co.uk
- jbarnes@wrhs1118.co.uk

If you still have a problem, **Year 8** contact...

Miss Bakare, Mr Ellis-Scott or me, Mrs Barnes.

- obakare@wrhs1118.co.uk
- nellisscott@wrhs118.co.uk
- jbarnes@wrhs1118.co.uk

If you still have a problem, **Year 9** contact...

Miss Oliver, Mrs MacKenzie or Mrs J Barnes

- soliver@wrhs1118.co.uk
- smackenzie@wrhs1118.co.uk
- jbarnes@wrhs1118.co.uk

Let's get **blending**...

