

Dear parents/carers,

We appreciate that this is difficult time for everyone, but it is important that even when your daughter is at home she is continuing with her learning.

The information below explains to your daughter what she will need to try and do each week for each subject and where she will find the work.

Most of the work is on FROG, which your daughter will be familiar with using. Each subject page has noticeboards at the top of the page, where the work for each subject is explained

FROG will be continually updated. Your daughter must regularly check FROG looking at the 'school closure' tab for each subject and her school emails for updates.

Thank you for your support at this challenging time.

Yours sincerely,

The teaching team at Whalley Range 11-18 High School

Work for Year 9 to complete due to school closure

Below is a summary of work set for Year 9 each week.

English

You should work on Bedrock activities (<https://app.bedrocklearning.org/>) for at least **30 minutes** every day and read a book for at least **30 minutes** a day.

Maths

You should work on Hegarty maths (<https://hegartymaths.com/>) for **an hour a day**.

For all other subjects the work to be completed is on **FROG** accessed through the **school website**.

There is a guide to accessing **FROG** on **the school website**.

The list below summarises the work set **each week** for **each subject**.

The detail of the work is in **the noticeboard** for each subject **at the top of the subject page**.

Look in the **folders** to find the **resources**.




Email your teacher if you are struggling in any subject.

	Summary of the work set
English	<p>Complete work set for Year 9 on the FROG English page</p> <p>There are lots of resources and revision materials covering and re-covering the texts (including quotations), themes and characters of the GCSE texts taught this year.</p>
Maths	<p>Topic lists with Hegarty clip numbers have been saved on FROG with supporting documents on how to use Hegarty.</p> <p>Watch videos and complete the online quiz that goes with each.</p> <p>Additional support can be found by watching the building blocks videos</p>
Science	<p>Log on to FROG and work through the tasks set in each of the folders.</p> <p>Log on to Doodle and complete the tasks set by your teacher.</p> <p>Log on to educake and complete the questions set by your teacher.</p>
Geography	<p>Complete work set for Year 9 on the FROG Global Awareness page for Geography</p> <p>Look on doodle for quizzes and helpful information</p> <p>Use the internet to help you if you are stuck.</p>
History	<p>Complete work set for Year 9 on the FROG Global Awareness page for History</p>
Languages	<p>Complete work set for Year 9 on the FROG World Languages page</p> <p>Click on your language and read carefully through the word document for your year group.</p> <p>www.linguascope.com login : mflwhalley password bonjour</p>
RE	<p>Complete work set for Year 9 on the FROG Global Awareness page for RE</p>
Design, Create & Perform.	<p>Complete work set for Year 9 on the FROG Design Create Perform page for your DCP subjects</p>
Computing	<p>Work for Year 9 has been set on One Note or FROG, depending on which one you use with your subject teacher</p>
PE	<p>Complete work set for Year 9 on the FROG PE page</p>
PSHRE	<p>On the main FROG page select the 'Form Time' area</p>

	<p>Look through the folders to complete the PSHRE activities.</p> <p>➤ HT6 – Looking to the future</p> <p>Using your iMatter booklet complete the activities in this booklet.</p> <p>Keep a journal. Each day spend 6 minutes writing a response to the following points:</p> <p>I'm grateful for.... (make 3 points) This is how I'll make today great.... My good deed today..... How I'll improve..... Great things I experienced today.....(make 3 points)</p>
--	--

If you are struggling to access resources here is a quick guide for you but don't forget, you can email your teachers for help.

There are also other resources here that you can access to support your learning from home.

Apps and Websites	How to log on	Subject
	<p>Your username and password will be emailed to you</p> <p>If you have problems please email sparker@wrhs1118.co.uk</p>	Reading and Vocabulary
	<p>You can download the app or go to PiXL Unlock: https://vocab.pixl.org.uk</p> <p>Login details for all PiXL apps above School ID: WR2462 Username: admission number without leading zero (e.g. 18706) Password: whalley1</p>	Vocabulary for all subjects
	<p>Go to this web address https://hegartymaths.com/my-stats</p> <p>It will then ask you for: Your school: Whalley Range Your name Date of birth You set a password</p>	Maths

 <p>4 X 1 = 4 4 X 2 = 8 4 X 3 = 12 4 X 4 = 16 4 X 5 = 20 4 X 6 = 24 5 X 1 = 5 5 X 2 = 10 5 X 3 = 15 5 X 4 = 20 5 X 5 = 25 5 X 6 = 30 6 X 1 = 6 6 X 2 = 12 6 X 3 = 18 6 X 4 = 24 6 X 5 = 30 6 X 6 = 36 7 X 1 = 7 7 X 2 = 14 7 X 3 = 21 7 X 4 = 28 7 X 5 = 35 7 X 6 = 42 8 X 1 = 8 8 X 2 = 16 8 X 3 = 24 8 X 4 = 32 8 X 5 = 40 8 X 6 = 48 9 X 1 = 9 9 X 2 = 18 9 X 3 = 27 9 X 4 = 36 9 X 5 = 45 9 X 6 = 54 10 X 1 = 10 10 X 2 = 20 10 X 3 = 30 10 X 4 = 40 10 X 5 = 50 10 X 6 = 60 11 X 1 = 11 11 X 2 = 22 11 X 3 = 33 11 X 4 = 44 11 X 5 = 55 11 X 6 = 66 12 X 1 = 12 12 X 2 = 24 12 X 3 = 36 12 X 4 = 48 12 X 5 = 60 12 X 6 = 72 0 X 7 = 0 0 X 8 = 0 0 X 9 = 0 0 X 10 = 0 0 X 11 = 0 0 X 12 = 0 1 X 7 = 7 1 X 8 = 8 1 X 9 = 9 1 X 10 = 10 1 X 11 = 11 1 X 12 = 12 2 X 7 = 14 2 X 8 = 16 2 X 9 = 18 2 X 10 = 20 2 X 11 = 22 2 X 12 = 24 3 X 7 = 21 3 X 8 = 24 3 X 9 = 27 3 X 10 = 30 3 X 11 = 33 3 X 12 = 36 4 X 7 = 28 4 X 8 = 32 4 X 9 = 36 4 X 10 = 40 4 X 11 = 44 4 X 12 = 48 5 X 7 = 35 5 X 8 = 40 5 X 9 = 45 5 X 10 = 50 5 X 11 = 55 5 X 12 = 60 6 X 7 = 42 6 X 8 = 48 6 X 9 = 54 6 X 10 = 60 6 X 11 = 66 6 X 12 = 72 7 X 7 = 49 7 X 8 = 56 7 X 9 = 63 7 X 10 = 70 7 X 11 = 77 7 X 12 = 84 8 X 7 = 56 8 X 8 = 64 8 X 9 = 72 8 X 10 = 80 8 X 11 = 88 8 X 12 = 96</p>	<p>PiXL Times Table App: https://timestable.pixl.org.uk</p> <p>Login details for all PiXL apps above School ID: WR2462 Username: admission number without leading zero (e.g. 18706) Password: whalley1</p>	<p>Maths</p>
 <p>Educake Science Online Homework and Revision</p>	<p>Username and password were emailed to you.</p> <p>Email your class teacher but if you need further help email ebird@wrhs1118.co.uk</p>	<p>Science</p>
	<p>Username first initial followed by surname all in lower case. This the same for your password.</p> <p>Eg username mlea password mlea</p>	<p>Science</p>
	<p>Your passwords and usernames have been given out in lessons.</p> <p>Any problems email your language teacher and they can reset it.</p>	<p>Language</p>
	<p>Download the BBC bitesize App to support all subjects</p>	<p>All subjects</p>
	<p>School: Whalley range Username: swipe card number Password: whalleyrange</p> <p>If you have not email mbegg@wrhs1118.co.uk</p>	<p>All Subjects</p>
	<p>English Literature App PiXLit App: https://englishapp.pixl.org.uk</p> <p>Login details for all PiXL apps above School ID: WR2462 Username: admission number without leading zero (e.g. 18706) Password: whalley1</p>	<p>English Literature</p> <p>Years 9 and 10</p>
	<p>Geography App PiXL Geography App: https://geographyapp.pixl.org.uk</p> <p>Login details for all PiXL apps above School ID: WR2462 Username: admission number without leading zero (e.g. 18706) Password: whalley1</p>	<p>Geography</p> <p>Year 9 and 10</p>